

 THE EXTRA CLASS

MALIBU MOTORHOMES 2024

A-CLASS / LOW-PROFILE




a company of carthago

The brand with real added value	Page 3
The extra class: impressive quality	Page 5
Malibu model range	Page 6
Compact Class / Comfort Plus Class	Page 9
Malibu A-Class	Page 10
Malibu Low-profile	Page 12
Malibu A-Class and Low-profile motorhomes in detail	
Living area	Page 14
Kitchen	Page 18
Bathroom and changing room	Page 22
Sleeping area	Page 28
The Malibu added value promise	Page 32
Top class bodywork	Page 34
Heating and air conditioning technology	Page 36
Most storage space in its class	Page 38
Pedelec scooter garage	Page 42
High quality furniture construction with double connection technology	Page 44
Driver's cabin visibility concept	Page 46
Malibu interior & exterior	
Worlds of Living	Page 47
World of style and alloy wheels	Page 48
Malibu test & rent - Enjoy a test drive	Page 49

WWW.MALIBU-MOTORHOMES.COM

There's a lot more to say about our motorhomes than we can fit in the catalogue! We therefore provide a great deal of additional information, pictures and interactive displays on our web site. Get some inspiration and conveniently navigate through your dream Malibu at your leisure from home or on the move! Simply scan the QR codes in the catalogue with the camera of your Smartphone or tablet, and let yourself be taken straight to the topic.



Patents - Leading by means of innovation!

Patents are specific to the model and the country, designations may differ.

FROM THE BEST SOURCE – THE BRAND WITH REAL ADDED VALUE

The first Malibu models which Carthago founder Karl-Heinz Schuler built in 1979 were already of the highest quality standard. This heritage is just as noticeable today in our A-Class and Low-profile motorhomes as our decades of experience in the premium segment. Looking for something special? If so, a Malibu motorhome from the extra class is just the right thing! The first impression that you get becomes increasingly clear the closer you look: so many well thought-out details, so much more of everything that makes travelling relaxing. Such as the double floor with large storage compartment that is unique in this class, the

elaborate bodywork with elegant roof / side wall rounding or the high quality furniture construction with double connection technology. We invest more know-how, time and effort than others in order to offer you more value. More functionality, more comfort, more storage space, and more feeling of well-being. The GENERATION M of Malibu motorhomes is setting more standards than ever in the upper class – always with the claim of being the best motorhomes in their class, in order to give you the best holiday moments of your life.

Head office of the Carthago Group in Aulendorf, Upper Swabia



Malibu A-Class | I 500 QB



A UNIQUE SUCCESS STORY



2013

Inauguration of Carthago City in Aulendorf, southern Germany, with a large showroom.



2018

Three new models complete our range of motorhomes: the single bed model I 441 LE, just 6.67 m in length, and the super-comfortable I/T 490 LE and I/T 500 QB models.



2022

The Malibu motorhomes are gathering momentum, and won the European Innovation Award in the “Overall Concept” category. The international service and dealer network is also being extended to around 100 dealers in Europe.



2015

Exclusive presentation at the Caravan Salon Düsseldorf: the new A-Class and Low-profile Malibu motorhomes were impressive! Voted New Product of the Year by AutoBild Reisemobil magazine.



2021

Launch of Malibu GENERATION M. All Malibu motorhomes now stand out with a new look, and impress both inside and out. State of the art top class technology, elaborate main body construction, thermal bridge free roof/wall connection thanks to frame members glued over their entire surface, combined with a fresh design and high quality furniture construction.



IMPRESSIVE MALIBU QUALITY!

”

“The Malibu I 441 LE is the combination of many talents which make a motorhome desirable: it provides plenty of room, comfortable beds, a variable bathroom, a high quality constructed and impeccably crafted cabin with double floor – also perfect for winter camping.”

”

Reisemobil International, 05/2023 | Endurance Test: Malibu I 441 LE

”

“Stylish and functional: the appealing and inviting living area. [...] Malibu has installed six narrower drawers in the kitchen base unit rather than three wide ones. This means the drawers don't block [...] the aisle. [...] The large garage of the Malibu T 430 LE [...] easily accommodates bulky luggage.”

”

Reisemobil International, 12/2022 | Comparison Test: Malibu T 430 LE

”

“The compactness is worth its weight in gold when you are on the move. [...] Two single beds in the rear and a large drop-down bed in the front area provide room for four persons. A sufficient amount of storage space is also available.”

”

Reisemobil International, 10/2022 |
Endurance test: Malibu I 441 LE

”

“Be it Low-profile or A-Class: the Malibu motorhomes impress with their high-quality cabin construction and elegant equipment.”

”

Reisemobil International, 09/2022 |
New features introduction

”

“Perfect: the central through-loading space in the double floor is 17 centimetres high, heated and illuminated, and acts as additional storage space. Easily accessible via the exterior hatch.”

”

Reisemobil International, 12/2022 |
Comparison test: Malibu T 430 LE

”

“It is the right choice for anyone who is conscious of comfort and quality, and expects the best solutions down to the smallest detail. This starts at the front. Just like the A-Class motorhomes from Carthago, the large Malibu also has a splendid open view towards the front and onto the road directly in front of the vehicle.”

”

AutoBild Reisemobil, 05/2021 | Comparison Test: Malibu I 490 LE

”

“The Vario swivelling bathroom has several interesting features to offer. These include the extremely wide door, which can be closed over the centre aisle to partition the room from the kitchen and living area towards the front – creating a changing room.”

”

Reisemobil International, 05/2023 | Endurance Test: Malibu I 441 LE

MODEL RANGE, A-CLASS & LOW-PROFILE



A-Class (I)



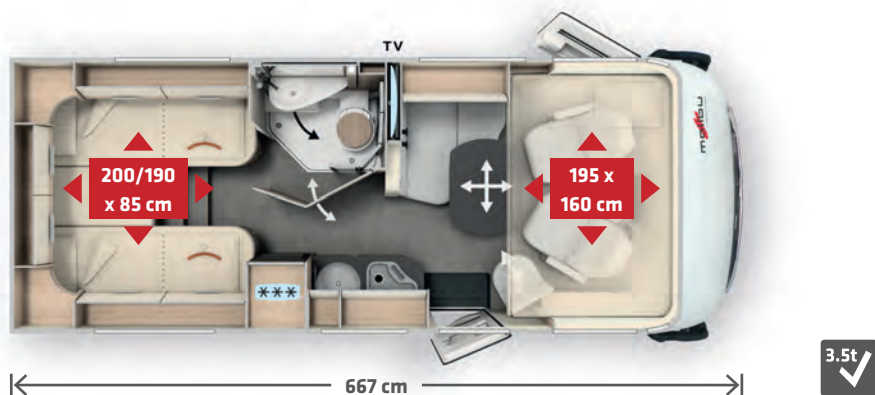
Low-profile (T)



Subject to differences in the colour scheme or individual colour shades, differences in material characteristics and changes to the scope of delivery on the part of the manufacturer. This also applies to colour differences on basic vehicles, insofar as they are a result of changes made by the basic vehicle manufacturer.



Compact class with short vehicle lengths of up to 6.95 m, also practical within the 3.5 t weight class

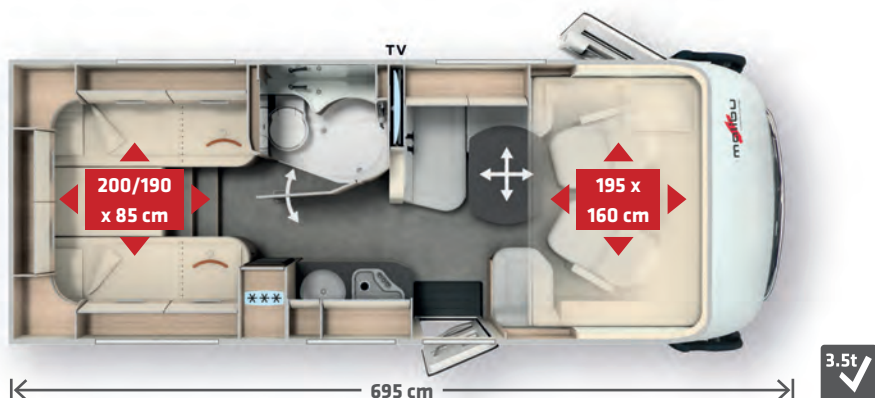


Malibu I 441 LE

	Vario swivelling bathroom
	667 x 227 x 294 cm
	4/4
	4
	Large scooter garage, 120 cm

Model highlights:

- Short vehicle length of less than 7 m
- Innovative layout, also at the 3.5t weight class
- L-shaped lounge seating area with swivel-out shoe cabinet and pull-out side seat
- Space-saving galley kitchen
- Private changing room
- Lengthways single beds with a long lying length



Malibu I 430 LE	Malibu T 430 LE
-----------------	-----------------

	Combined bathroom	
	695 x 227 x 294 cm	690 x 227 x 294 cm
	4 / 5	2 / 3
	4	4
	Large scooter garage, 120 cm	

Model highlights:

- Short vehicle length of less than 7 m
- Comfortable layout with light weight
- L-shaped lounge seating area with swivel-out shoe cabinet and lift-up side seat bench
- Smart LED TV (up to 32") incl. TV-pull out system*** at convenient viewing level
- Space-saving galley kitchen
- Private changing room
- Lengthways single beds with a long lying length



Bathroom



Dimensions (L x W x H)



Sleeping berths (standard / optional)



Seats with 3-point seat belt (standard / optional)

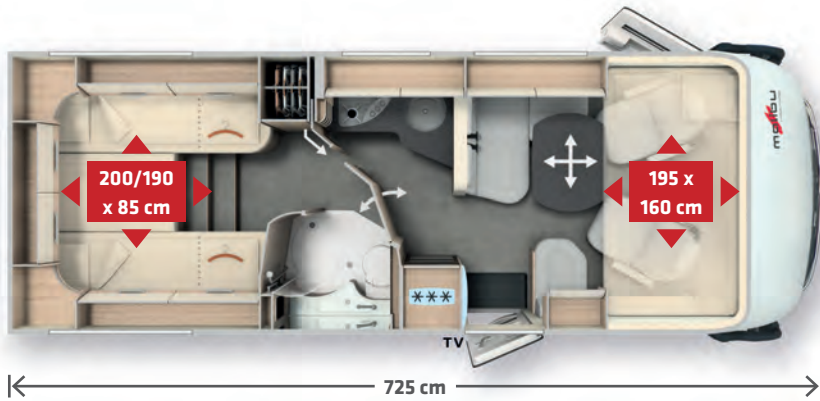


Garage, interior height

* 5th seat with 2-point seat belt (Malibu A-Class)

** with optional Pedelec scooter garage

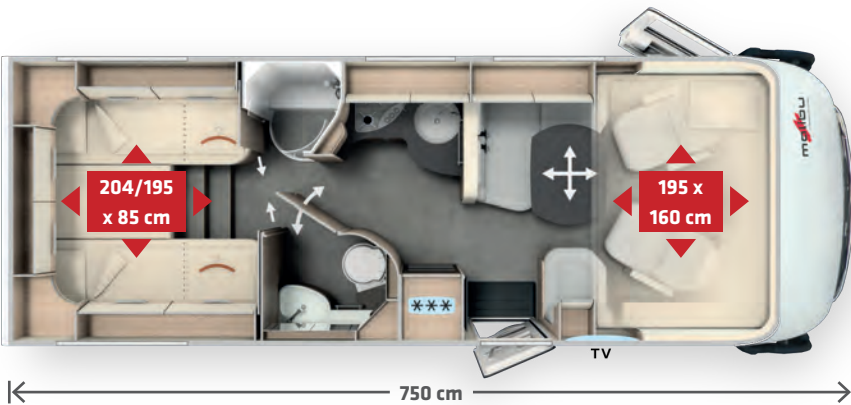
*** optional



	Malibu I 460 LE	Malibu T 460 LE
	Combined bathroom	
	725 x 227 x 294 cm	720 x 227 x 294 cm
	4 / 5	2 / 4
	3 / 4-5*	4
	Large scooter garage, 120 cm	

Model highlights:

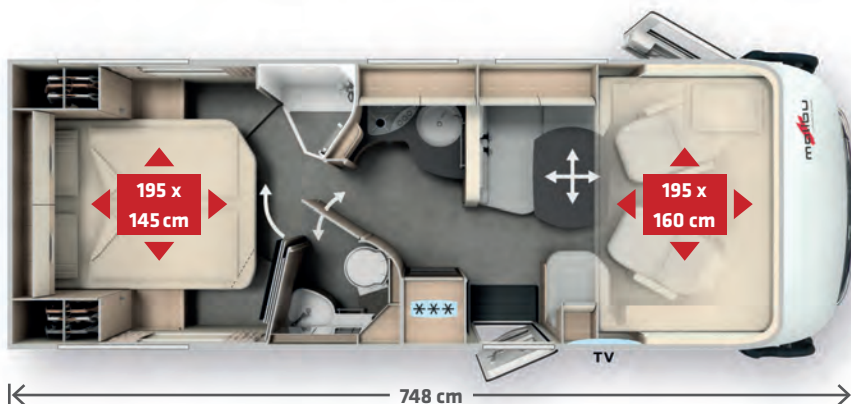
- Comfort-oriented layout
- L-shaped lounge seating area with pull-out shoe storage and wide, swivel-up side seat bench
- Corner kitchen
- Private changing room / completely separable changing room***
- Floor-to-ceiling wardrobe
- Lengthways single beds with a long lying length



	Malibu I 490 LE	Malibu T 490 LE
	Comfort luxury bathroom	
	750 x 227 x 294 cm	745 x 227 x 294 cm
	4 / 5	2 / 4
	2 / 3-5*	3 / 4*
	Large scooter garage, 120 cm	

Model highlights:

- Comfort-oriented layout
- L-shaped lounge seating area with pull-out shoe storage and wide, swivel-up side seat bench
- 32" Smart LED TV including TV-pull out system*** behind the side seat bench (A-Class)
- Comfort corner kitchen
- Completely separable changing room
- Lengthways single beds with a long lying length



	Malibu I 500 QB	Malibu T 500 QB
	Comfort luxury bathroom	
	748 x 227 x 294 cm	743 x 227 x 294 cm
	4 / 5	2 / 4
	2 / 3-5*	3 / 4*
	Bicycle garage, 112 cm / 124 cm**	

Model highlights:

- Comfort-oriented layout
- L-shaped lounge seating area with pull-out shoe storage and wide, swivel-up side seat bench
- 32" Smart LED TV including TV-pull out system*** behind the side seat bench (A-Class)
- Comfort corner kitchen
- Completely separable changing room
- Queen-size bed with large sleeping area



COMFORT CLASS

COMPACT AND LIGHT!

The compact class of Malibu motorhomes includes both Low-profile and A-Class models. A common feature is the length of less than seven metres and the possibility of registration with a gross weight of 3.5 t. This means good handling while driving, and equivalence with a car with regard to traffic law. Above all, a class B driver's licence is sufficient. In spite of this, the compact class provides all of the distinctive characteristics of Malibu GENERATION M, and therefore complete motorhome comfort. There's no doubt about it: Malibu – compact is class!



COMFORT PLUS CLASS

THE DECISIVE PLUS!

Would you like a little more? More space, more equipment, more comfort – and all of this in an attractive body with enduring quality? If so, the answer is: Malibu Comfort Plus class. Nothing is left to be desired in the three Low-profile and the three A-Class motorhomes. They are up to a half metre longer than the biggest models in the Malibu compact class. Extra space which makes a difference when 3.5 t registration is not decisive, and comfort is more important than weight.

In a nutshell: Malibu Comfort Plus class – if you want a little bit more.



Malibu compact class

- One Low-profile and two A-Class from 6.67 to 6.95 m in length
- Compact models also suitable for the 3.5 t registration
- Layouts with lengthways single beds
- Vario swivelling bathroom or combined bathroom
- Drop-down bed as standard in the A-Class models
- All of the technical and comfort characteristics of GENERATION M
- Optional: increase to 4.25 t permissible gross weight



Malibu Comfort Plus class

- Three Low-profile and three A-Class from 7.20 to 7.50 m in length
- Comfort Plus models outside the 3.5 t weight class
- Layouts with lengthways single beds or queen-size bed
- Combined bathroom or comfort luxury bathroom
- Drop-down bed as standard for the A-Class, optional for the Low-profile
- All of the technical and comfort characteristics of GENERATION M

MALIBU A-CLASS

Malibu A-Class | I 490 LE

THE FASCINATION OF THE PREMIUM CLASS

Elegant exterior design, extraordinary feeling of spaciousness, panoramic views and top class driving feeling thanks to the unique Malibu driver's cabin visibility concept. Spacious living environment and an easily accessible drop-down bed – sweet dreams!

STANDARD EQUIPMENT:



Driving and visibility concept with best test results



XL habitation door "premium two 2.0"



Large L-shaped lounge seating area



Changing room



Double floor storage compartment



Underfloor heating effect

OPTIONS:



ALDE warm water heating (model-dependent)



Omission of drop-down bed



32" Smart LED TV (model-dependent)





1 Extra-low dashboard and vehicle front with three-dimensional design




2 XL habitation door "premium two 2.0"



3 Flush fuel tank flap



4 Passengers door with security double locking



5 Huge double floor



6 Insulated pleated windscreen blind



7 Reversing camera monitor in a glare-free location



Strengths of the Malibu A-Class

- 1** Active driving, extra-low dashboard for early visibility of the road surface after just 2.77 m. Best test result! Three-dimensionally designed front, flat angle: less wind resistance, fuel consumption and wind noise
- 2** XL habitation door "Premium two 2.0" with wider passage dimensions (63 cm), secure double locking, extra-wide door window, pleated blackout blind and integrated insect screen roller blind
- 3** Fuel tank flap embedded flush in the side panel
- 4** Passenger door with extra-low entrance, secure double locking and electrically operated power window
- 5** Huge storage compartment in double floor, accessible from the inside and the outside
- 6** Insulated pleated windscreen blind with vertical operation as sun blind, privacy screen, blackout and insulation from the heat and cold of the living area
- 7** Wiring for integrated reversing camera monitor in a glare-free location

MALIBU LOW-PROFILE

Malibu Low-profile | T 460 LE

DYNAMIC WITH GOOD HANDLING

These are the stylish coupés among the motorhomes! The original driver's cabin is slim and gives you a hint of sportiness beneath the dynamic roof dome.



STANDARD EQUIPMENT:



XL habitation door "premium two 2.0"



Large L-shaped lounge seating area



Single level living area floor



Changing room



Double floor storage compartment



Underfloor heating effect

OPTIONS:



ALDE warm water heating (depending on model)



Central drop-down bed (depending on model)



"Skyview" skylight above driver's cabin





1 XL habitation door "premium two 2.0"



2 Huge double floor



3 Armrests upholstered in same material as living area



4 Optional: "Skyview" skylight with leather covered designer headliner



5 All-round overhead storage cabinets



6 One level floor



Strengths of the Malibu Low-profile

- 1** XL habitation door "Premium two 2.0" with wider passage dimensions (63 cm), secure double locking, extra-wide door window, pleated blackout blind and integrated insect screen roller blind
- 2** Huge storage compartment in double floor, accessible from the inside and the outside
- 3** Swivelling driver and passenger seats with upholstered armrests covered in same material as living area
- 4** Cosy atmosphere thanks to ceiling canopy with integrated, indirect lighting. Optional: "Skyview" skylight with leather-covered designer headliner above driver's cabin and living area
- 5** Large, all-round overhead storage cabinets in driver's cabin, living area and sleeping area
- 6** Continuous one level living area floor, without tripping hazards

LIVING

Malibu A-Class | I 490 LE | Lisbon world of living







4 LED main light and LED ambient lighting (with separate on/off switch)



4 LED main light



4 LED ambient lighting





5 Elegant kitchen worktop



Living advantages

- 1 L-shaped lounge seating area with swivel-out shoe cabinet and holding system for up to four pairs of shoes integrated in the plinth of the seat bench, including LED ambient lighting
- 2 360° living area table can be conveniently rotated and moved in two directions using the foot pedal
- 3 Plenty of storage space thanks to all-round overhead storage cabinets above the lounge seating area (if drop-down bed is omitted)
- 4 Atmospheric living area lighting thanks to numerous LED spotlights above the L-shaped lounge seating area, in the ceiling canopies and the drop-down bed area; Main light and ambient lighting can be controlled separately
- 5 Elegant kitchen work surface acts as visual room divider and additional storage area
- 6 Optional: Smart LED TV (up to 32") incl. wall bracket or pull-out system* at convenient viewing level
- 7 Underfloor heating effect thanks to the fully heated double floor with climate storage function

6 Optional: Elegantly integrated designer TV cabinet incl. 32" Smart LED TV | I/T 430 LE



6 Optional: "Quick up" TV pull-out system behind backrest of side seat bench | I/T 490 LE, 500 QB



* Position and/or size depending on model

GALLEY KITCHEN

(I 441 LE, I/T 430 LE)


1 Space-saving galley kitchen - for short vehicle lengths



2 Lots of storage space thanks to six deep kitchen drawers



3 Multifunctional sink cover



4 "Master Gourmet" 3-ring hob



5 133 I Slimtower fridge at convenient hand height



6 Spacious overhead storage cabinets



6 Optional: capsule coffee maker incl. pull-out system



Advantages of the galley kitchen

- 1** Space-saving galley kitchen makes short vehicle length possible
- 2** Lots of storage space thanks to six deep, roller-mounted kitchen drawers with self and soft closing mechanism and divided front panels for convenient access, plus separate pull-out waste bin in separate hygiene area
- 3** Additional shelf created by hooking the sink cover into the wall holder
- 4** 3-ring gas hob with one-piece glass cover, removable cast-iron trivet and easy-clean glass base
- 5** 133 I Slimtower fridge with separate 12 l freezer compartment with door that opens at both sides, positioned at convenient hand height
- 6** Overhead storage cabinets with lots of storage space, optional: capsule coffee maker including pull-out system in overhead storage cabinet
- 7** Flush work surface due to embedded round sink
- 8** Rear kitchen wall in cream decorative glass for easy cleaning and care
- 9** Optional: gas oven with grill function in kitchen base unit

CORNER KITCHEN & COMFORT CORNER KITCHEN

(Corner kitchen: I/T 460 LE; Comfort corner kitchen: I/T 490 LE, 500 QB)

1 Comfort corner kitchen with curved, extra-large worktop and separate bottle cabinet | I/T 490 LE, 500 QB



1 Corner kitchen | I/T 460 LE



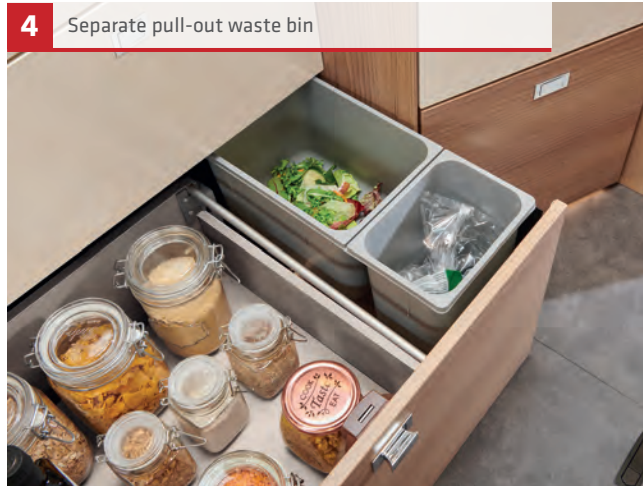
2 Large 153 l fridge | I/T 490 LE, 500 QB



3 Six deep kitchen drawers and bottle cabinet | I/T 490 LE, 500 QB



4 Separate pull-out waste bin



5 Optional: capsule coffee maker incl. pull-out system



Corner kitchen / luxury corner kitchen advantages

- 1 Extra-large, flush work surface thanks to embedded round sink and additional storage surface created by hooking the sink cover into the wall holder
- 2 133 l Slimtower or large 153 l fridge with door that opens at both sides, positioned at convenient hand height
- 3 Lots of storage space thanks to six deep, roller-mounted kitchen drawers with self and soft closing mechanism and divided front panels for convenient access, with wooden cutlery insert
- 4 Separate pull-out waste bin in separate hygiene area
- 5 Overhead storage cabinets with lots of storage space, optional: capsule coffee maker including pull-out system in overhead storage cabinet
- 6 3-ring gas hob with divided glass cover, removable cast-iron trivet and easy-clean glass base
- 7 Elegant kitchen worktop acts as visual room divider and additional storage area
- 8 Elegant underlighting of kitchen work surface and floor lighting
- 9 Optional: gas oven with grill function in kitchen base unit

VARIO SWIVELLING BATHROOM WITH CHANGING ROOM

Vario swivelling bathroom: bathroom, toilet and shower room (I 441 LE)

1 Basic position: large bathroom and toilet




2 Swivelling wash stand mirrored wall



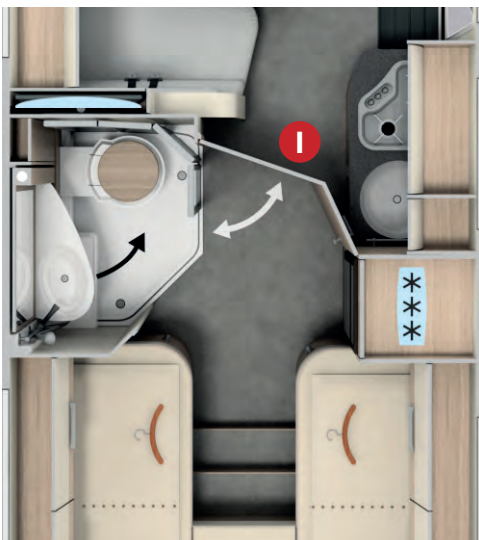
3 Large, completely separable shower room



3 Bathroom remains dry while showering




Vario swivelling bathroom: changing room



Model I 441 LE with lengthways single beds:
room partitioning and a changing room are created in a single step.

The bathroom door ❶ acts as a partition from the living and sleeping areas,
creating a private changing room at the same time.

4 Private changing area thanks to solid bathroom door as a partition from the living area



Advantages of the Vario swivelling bathroom

- 1 Well thought-out and innovative: clever use of space provides plenty of room and comfort with short vehicle lengths
- 2 Thanks to a sophisticated swivelling wall, a spacious shower or bathroom/toilet is created in an instant
- 3 Spacious shower which can be separated off thanks to sectional shower door, bathroom remains dry when showering
- 4 The bathroom door acts as a partition from the living and sleeping areas, creating a private changing room at the same time
- 5 Shower tray with two drains and one-level floor
- 6 Many practical shelves, large utensil cabinet and mirror with backlighting
- 7 Plenty of light and ventilation in the bathroom thanks to the Mini-Heki skylight


COMBINED BATHROOM WITH CHANGING ROOM

Combined bathroom: bathroom, toilet and shower room (I/T 430 LE, 460 LE)

1 The combined bathroom has it all: bathroom and toilet area, plus separable shower



2 Round shower with wrap-around doors – bathroom stays completely dry when you take a shower



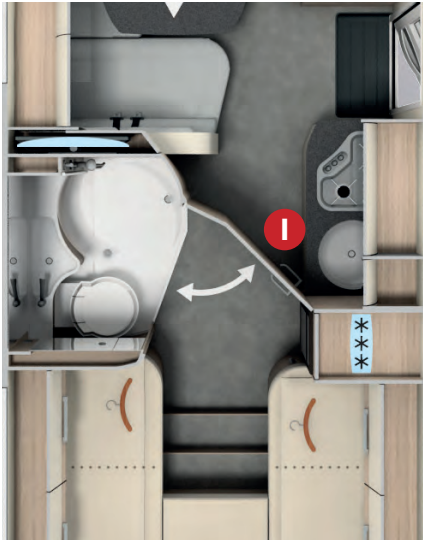
3 Spacious wash stand base unit



4 Large mirrored storage cabinet with shelving

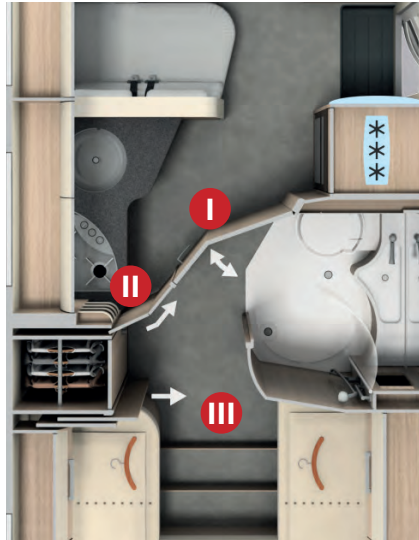


Combined bathroom: changing room



Model I/T 430 LE with lengthways single beds: room partitioning and a changing room are created in a single step.

The bathroom door **I** acts as a partition from the living and sleeping areas, creating a private changing room at the same time.




Model I/T 460 LE with lengthways single beds: room partitioning and a changing room that is separated from the living/sleeping area are created in just three steps.

The bathroom door **I** and the pull-out room partition wall **II** also act as a partition from the living and sleeping areas, creating a private changing room at the same time.

The optional, solid wood sliding door **III** in the sleeping area provides additional room partitioning and therefore a completely separate changing room.

5 Private changing room thanks to separable bathroom door

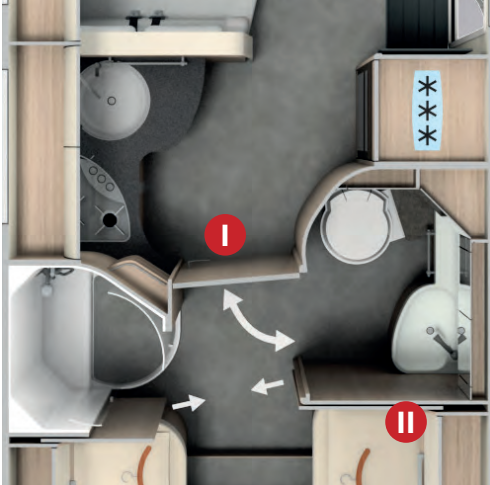


Advantages of the combined bathroom

- 1 Wash stand surface with curved design
- 2 Completely separable round shower with wrap-around doors, shower tray with two drains, practical storage shelves integrated in shower wall and optional, waterproof shower insert in same design as living area floor
- 3 Large wash stand base unit
- 4 Spacious mirror storage cabinet with shelving arrangement, additional shelves and additional mirror next to mirrored storage cabinet
- 5 The bathroom door acts as a partition from the living and sleeping areas, creating a private changing room at the same time, optional: the solid wood sliding door in the sleeping area provides additional room partitioning and therefore a completely separate changing room (I/T 460 LE)
- 6 Plenty of light and ventilation in the bathroom thanks to the Mini-Heki skylight with towel rail

COMFORT LUXURY BATHROOM WITH CHANGING ROOM


Comfort luxury bathroom: bathroom, toilet and shower room (I/T 490 LE, 500 QB) Comfort luxury bathroom: changing room

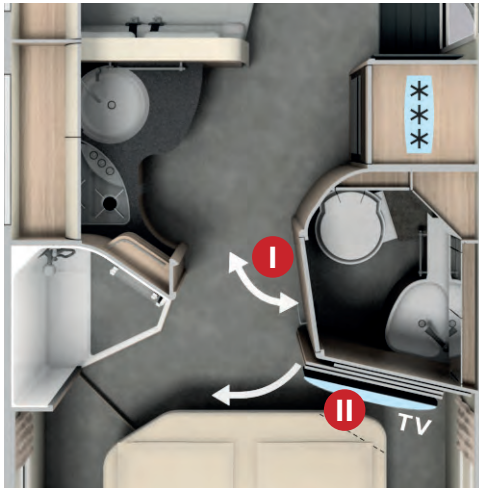


Model I/T 490 LE with lengthways single beds: room partitioning and a changing room that is separated from the living/sleeping area are created in just two steps.

The luxury bathroom door **I** also acts as a partition from the living and sleeping areas, creating a private changing room at the same time.

The solid wood sliding doors **II** in the sleeping area provide further room partitioning, and therefore a completely separate changing room.

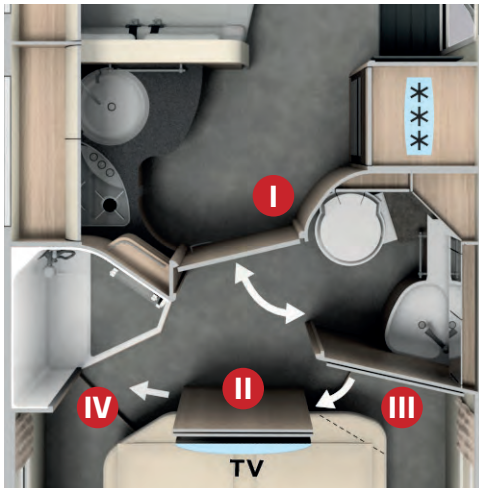




Model I/T 500 QB with queen-size bed: room partitioning and a changing room that is separated from the living/sleeping area are created in just a few steps.

The luxury bathroom door **I** also acts as a partition from the living and sleeping areas, creating a private changing room at the same time.

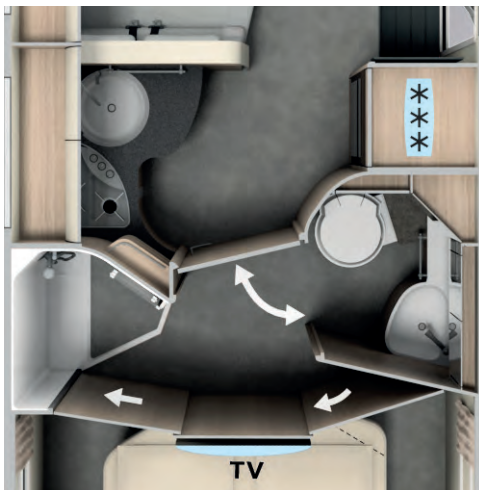
The pull-out TV wall and room partition **II** in the sleeping area provides additional room partitioning and therefore a completely separate changing room.



The luxury bathroom door **I** in the living/sleeping area room partitioning position.

The pull-out TV wall and room partition **II** in a central position for relaxed viewing.

The swivelling wall **III** and the pull-out sliding element **IV** in the sleeping area provide additional room partitioning and therefore a completely separate changing room.




Completely separate changing room with considerable freedom of movement, room partitioning from the living / sleeping areas including central TV position for comfortable viewing.



Comfort luxury bathroom advantages

- 1 Separate bathroom and toilet with considerable freedom of movement
- 2 Large shower room opposite bathroom and toilet with headroom of 198 cm and level shower access
- 3 Living/sleeping area, solid wood sliding doors in the sleeping area provide further room partitioning and therefore a completely separate changing room area (I/T 490 LE)
- 4 Luxury bathroom door provides partitioning from living/sleeping areas, pull-out TV wall and room divider in sleeping area provide further room partitioning and therefore a fully separate changing area as well as flexible positioning of the TV (I/T 500 QB)
- 5 Spacious mirrored storage cabinet with shelving
- 6 Hand towel rail above round shower in roof light
- 7 Plenty of light and ventilation in the bathroom/toilet thanks to the Mini-Heki skylight

4 Completely separable changing room | I/T 500 QB



LENGTHWAYS SINGLE BEDS

(I 441 LE, I/T 430 LE, 460 LE, 490 LE)

1 Lengthways single beds with extra-large bed dimensions and convenient access



2 Wardrobes beneath lengthways single beds





Pull-out comfort access steps

3 Pull-out access steps



3 Optional: pull-out comfort access steps



3 Storage compartment in comfort access steps



4 Floor-to-ceiling wardrobe | I/T 460 LE



Lengthways single bed advantages

- 1 Extra-large sleeping surface
- 2 Wardrobes with extra-high interior height which can be conveniently accessed from the front and above thanks to the lift function and the divided mattress
- 3 Convenient access to the bed thanks to the pull-out access steps – also when using the additional mattress for extending the sleeping surface
- 4 Floor-to-ceiling wardrobe (I/T 460 LE)
- 5 Heated, ventilated slats and 7-zone cold foam mattress for a relaxing night's sleep
- 6 Adjustable head sections
- 7 All-round overhead storage cabinets, also in the rear area

* depending on model



QUEEN-SIZE BED

(I/T 500 QB)

1 Luxury bathroom door with room partitioning function from living area



1 TV wall in central position for relaxed viewing



Pull-out TV wall and room divider


1 Room partition with closed swivelling and sliding door for complete room partitioning



2 Large queen-size bed



3 Large drawers beneath bed



4 Fold-away mattress section

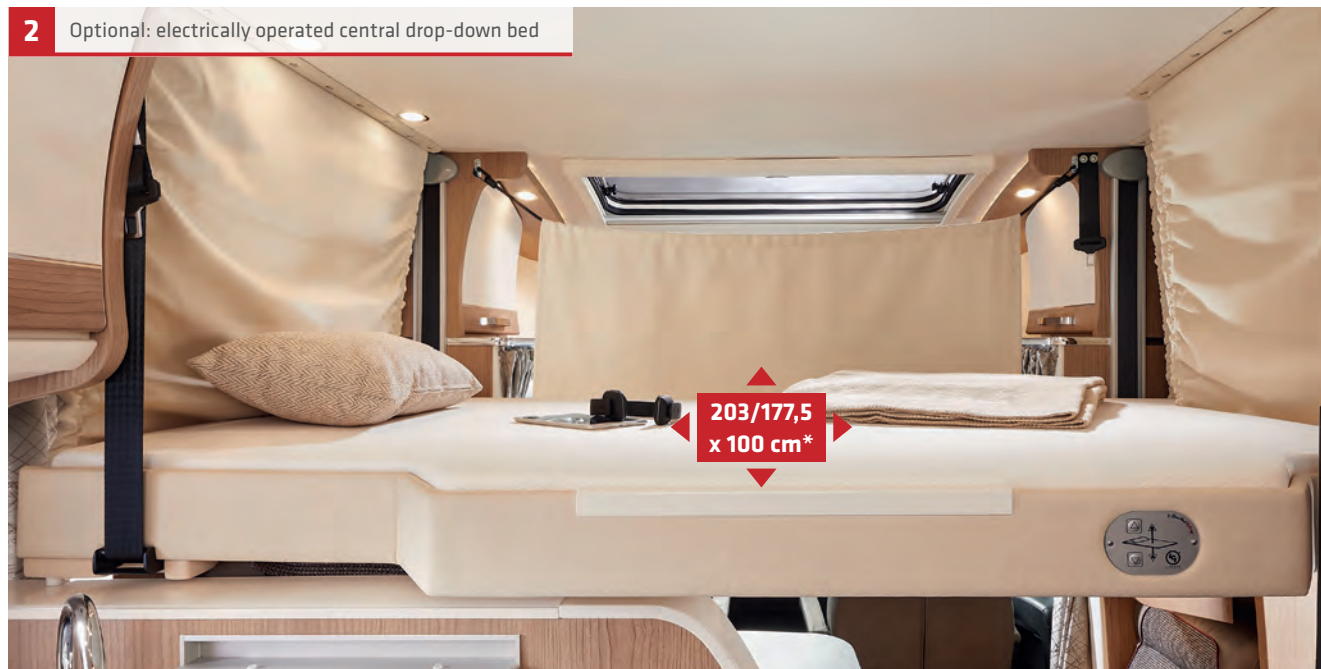


Queen-size bed advantages

- 1 Pull-out TV wall and room divider for variable partitioning of sleeping area from changing room and for flexible TV positioning
- 2 Large queen-size bed with extra-large sleeping surface and adjustable head section
- 3 Large drawers beneath queen-size bed
- 4 Fold-away mattress section at end of bed for extra-wide passage
- 5 Wardrobes on the left and right of the queen-size bed
- 6 Heated, ventilated slats and 7-zone cold foam mattress for a relaxing night's sleep

DROP-DOWN BED

(Drop-down bed: I 441 LE, 430 LE, 460 LE, 490 LE, 500 QB; Central drop-down bed: T 460 LE, 490 LE, 500 QB)



Drop-down bed advantages

- 1 Extra-large drop-down bed with sleeping dimensions of 195 x 160 cm, generous sitting height of 83 cm, convenient access to bed without ladder using side seat and stable bed surface (A-Class)
- 2 Optional: electrically operated central drop-down bed, large sleeping area, headroom of 184 cm beneath the bed (T 460 LE, 490 LE, 500 QB)
- 3 Slatted frame and quality mattress for a good night's sleep
- 4 Extra deep lowering of the bed, therefore more convenient access via side seat possible (A-Class)
- 5 Wobble-free support in sleeping position, bookshelf and LED spotlights (A-Class)
- 6 Dividing curtain between drop-down bed and living area (A-Class)

* Size dependent on model

MORE MOTORHOME. MORE VALUE. MORE HOLIDAY.

The Carthago Group has been an independent family-run company and permanent feature of the motorhome industry for more than 40 years. Karl-Heinz Schuler, founder and owner, speaks about what makes Malibu motorhomes so unique and the added value which characterises our motorhomes.

Mr. Schuler, when did you decide to work in the caravanning industry?

Karl-Heinz Schuler Camper vans caught my attention on many occasions whilst I was studying. I examined them more closely at the time, and something became clear to me in an instant: we can do better than that! The foundations for Carthago were laid with this idea and motivation.

The Carthago Group has successfully established itself in the motorhome market since 1979.

Did you anticipate this success story at the time?

Karl-Heinz Schuler No-one could have known at the time that we would be so successful, nor could it have been planned. Our goal has always been to build the best motorhomes and vans in their respective classes. We want to have satisfied customers. Success and growth then follow naturally.

What is the secret of your success?

Karl-Heinz Schuler The success concept for Malibu motorhomes is our innovative strength, our passion and our many years of experience. Behind all of this

is a clear goal: to provide more comfort, more functionality, more quality, more feelgood factor and simply more holiday for our customers. It is particularly important to us to implement every idea and every innovation in practice, and make everyday travelling as pleasant and relaxing as possible for our customers. The Malibu added value runs throughout the entire construction of every single Malibu motorhome.

What does the Malibu motorhome added value stand for?

Karl-Heinz Schuler Our Malibu motorhome added value is our promise of value to our customers, which can be found in every one of our motorhomes, and it is motivation and an obligation at the same time. The top class bodywork with elegant roof and side wall rounding, the driver's cabin visibility concept, the high quality furniture construction with double connection technology and the most storage space in its class characterise the Malibu motorhome added value. If the overall concept of a motorhome is right, the holiday will be right too. This is why we're delighted to have been awarded the European Innovation Award 2022 for the GENERATION M motorhomes in the Overall Motorhome Concept category.



It is my major passion to develop ideas through to product maturity. The most important thing when doing this is for these ideas to always provide real customer benefit. [...] We want to have satisfied customers.

Karl-Heinz Schuler, founder and owner of the Carthago Group

How do Malibu Motorhome drivers benefit from the added value?

Karl-Heinz Schuler Our core competence is providing motorhomes which have that certain something. As that is what makes them unbeatable top class vehicles. Every Malibu Motorhome benefits from our innovative strength, state-of-the-art technology and high quality. We find that only the best is good enough for our customers! A Malibu motorhome is a long-term purchase with outstanding value retention. This is because of the quality of the high-tech chassis and the high quality furniture construction with double connection technology, for example. Our customers will have many years of happiness with a Malibu motorhome. I'll stake my reputation on that.



Top class bodywork with elegant roof and side wall rounding



Best driver's cabin visibility concept (I)







High quality furniture construction with double connection technology



Most storage space in its class

TOP CLASS BODYWORK WITH ELEGANT ROOF AND SIDE WALL ROUNDING



MALIBU MAIN BODY CONSTRUCTION CONCEPT

The Malibu bodywork is consistently oriented to what Malibu drivers want: long-term carefree driving and motorhome value retention. That is why we put our faith in long-term quality – in the high-stability materials that are used as well as the modern processing technology. Instead of the conventional body connection using individual dowel or screw connections, we use a high-stability and thermal bridge-free connection using form-fitted bonded frame members and PU toothing profiles. An important difference!

	Malibu main body construction	Frequently used standard main body construction
Waterproofing guarantee	10 years ¹	Usually significantly less
Wall structure	Outer wall made from aluminium, hard foam insulating core made from moisture-resistant RTM and water-repellent PU reinforcements	Exterior walls often made from GRP, insulation via water-sensitive EPS foam, wooden strips as connecting/reinforcing elements
Roof/wall connection	High-stability frame member, bonded form-fitting with side-on collision protection effect	Roof and wall with individual screw connections with sealing tape and covering profile
GRP hailstone and stone chipping protection	Standard: roof top and underfloor made from GRP	Wooden underfloor with maintenance-intensive protective coating, roof surface made from hailstone-sensitive aluminium
Attachments	Side skirts made from extruded aluminium profile, segmented into multiple sections. Multi-part rear frame and separate rear bumper	Sensitive moulded plastic parts without segmenting, and no separate rear bumper




Advantages of the Malibu main body construction

- Longevity and therefore good value retention
- Year-round comfort thanks to perfect insulation
- Maximum ride comfort and safety thanks to the high-stability body
- Optimum side impact protection
- Protection from hailstones, stone impacts and moisture
- 10-year leak-proof guarantee as standard¹
- Low background noise level while driving
- Flush-fitted fuel tank flap (A-Class)
- Roof / side wall rounding for elegant overall appearance and maximum main body stability
- Segmented rear and side bumper attachments, easy to repair and therefore affordable replacement in the event of damage
- Habitation window frame with increased security




MALIBU HEATING AND AIR CONDITIONING EQUIPMENT




1 Dashboard front with heat radiation



2 Fully heated double floor



3 Heating for cold-sensitive areas



4 Underfloor heating effect



WELL-BEING CLIMATE IN THE MOTORHOME ALL YEAR ROUND!

Is having a good climate particularly important to you when you are on the move? If so, a Malibu motorhome is your ideal companion! Regardless of the time of year: you will always have a real feel-good climate in the Malibu. How is that possible? On the one hand, we provide the driver's cabin area, the technical components, the storage compartment and the XL habitation door entrance with targeted heating, and on the other hand the heat circulates through the entire double floor. This means that there is always a pleasant climate inside the motorhome – even at freezing outside temperatures. And vice versa, when it's hot outside, the Malibu is nice and cool. Since the system that provides insulation and heating in winter gives you perfect protection from the heat in the summer.

	Malibu heating and air conditioning equipment	Frequently used standard heating and air conditioning equipment
Year-round use	Winter-proof motorhome with year-round comfort	Only "suitable for winter use" or conditionally suitable for comfortable year-round use
Underfloor heating effect	The entire double floor is heated with a climate storage function and underfloor heating effect as standard	No heated double floor, separate underfloor heating required
Heating for cold-sensitive areas	Additional warm air outlets throughout the vehicle, targeted heating of all technical components and cold-sensitive locations	Cold-sensitive areas such as door entrances, tanks and storage space often do not have additional targeted heating
Dashboard heating (A-Class)	Dashboard with targeted heating with wide-area heating effect for pleasant heat radiation in driver's cabin	Dashboard not additionally heated, therefore greater amount of cold radiation from windscreen



The advantages of Malibu heating and air conditioning equipment

- Winter-proof motorhome with year-round comfort
- Fully insulated double floor, therefore under-floor heating effect for warm feet
- Highly efficient insulation thanks to high-quality RTM hard foam insulation core, therefore less gas consumption
- Targeted heating of dashboard front for heating the driver's cabin (A-Class)
- Targeted heating of the technical components protects them from frost
- Additional targeted heating of areas that are sensitive to cold such as the storage compartments and the XL habitation door entrance in the living area
- Optional: ALDE warm water heating (I/T 460 LE, 490 LE, 500 QB)
- Malibu Connect Truma iNet X Pro Panel: innovative and digital control panel with central access to all built-in appliances and habitation components incl. colour display with touch function, Bluetooth and app control (Touring A-Class)



BIGGEST STORAGE COMPARTMENT IN THE CLASS THANKS TO THE UNIQUE DOUBLE FLOOR



The storage compartment boxes correspond to the volume of the double floor (depending on the model)

YOU CAN NEVER HAVE ENOUGH STORAGE SPACE IN A MOTORHOME!

All Malibu motorhomes provide lots of room thanks to the extra-large double floor and many easily accessible storage compartments, so that your holiday luggage is stowed away safely and neatly in an instant. Bulky luggage such as camping furniture and skis can be stowed away in an optimum way in the central through-loading storage space. Thanks to the LED lighting in the through-loading double floor, you always have an overview of your luggage. Your Malibu motorhome is easily and conveniently loaded from the outside via numerous large exterior hatches. Large, self-supporting floor hatches in the living area and the kitchen area provide convenient access to extra-deep low storage compartments from the inside. And the double floor also acts as climate storage to protect your cargo from frost.



Advantages of the double floor

- Double floor with large, heated storage compartment, usable height up to 48 cm
- Access from the exterior via several large hatches
- Large, central through-loading space (interior height 17 cm) with extra-deep double floor storage compartment (usable height 39 cm), also easy to load through the XL habitation door via a large, self-supporting living area floor hatch
- Interior access via the L-shaped lounge seating area and the swing-up (I 490 LE, 500 QB) or lift-up side seat bench (not I 441 LE)
- The entire double floor is heated with a climate storage function and underfloor heating effect
- LED lighting in through-loadable double floor

	Malibu storage space	Frequently used standard storage space
Double floor type	Double floor along the entire length of the vehicle with a usable height of up to 48 cm	Equipment double floor with limited use of storage space and less usable height
Exterior access	Multiple exterior access points at driver and passenger sides with interior access via L-shaped lounge seating area and side seat bench	Few or no exterior access points, no interior access to the exterior storage compartments possible
Through-loading function	Central through-loading storage compartment across the entire vehicle width in front of the XL habitation door	No through-loading function due to lack of exterior access points or storage space that is not continuous
Interior access	Two huge, lowered living area floor hatches in the entrance and kitchen area, including high quality hinges	No interior access, storage space contains equipment and can only be used to a limited extent
Weight balance	Thanks to the huge amount of storage space and multiple access locations, the weight can be distributed in an optimum way during loading	Limited amount of storage space and access options only allow even weight distribution to a limit extent

THE MOST STORAGE SPACE IN THE CLASS

1 Large, heated double floor storage compartment

(usable height up to 48 cm) with central through-loading area (interior height 17 cm)

2 Huge living area floor hatch in entrance area, also easy to load

from the outside when the XL habitation door is open, second living area floor hatch in kitchen area (usable depth of up to 39 cm)

3 Convenient loading of double floor storage compartment at

passenger side via another large external hatch. Interior access via L-shaped seating area, swing-up (I 490 LE, 500 QB) or lift-up side seat bench (not I 441 LE) as well as via large living area floor hatch in entrance and kitchen area

4 Malibu scooter garage

- Large interior height, plenty of room for E-bikes, motorized scooters or bicycles. Load capacity up to 250 kg
- Lowered loading edge for easy loading
- Garage floor with robust GRP covering prevents slipping and damage
- Two standard garage doors for access from both sides and easy loading and unloading
- With lighting, heating and frost-proof insulation
- Lashing rails at both sides with flexibly positionable lashing eyes for easy securing and loading

5 Large additional double floor storage compartment with

separate exterior hatch



Usable height up to 48 cm



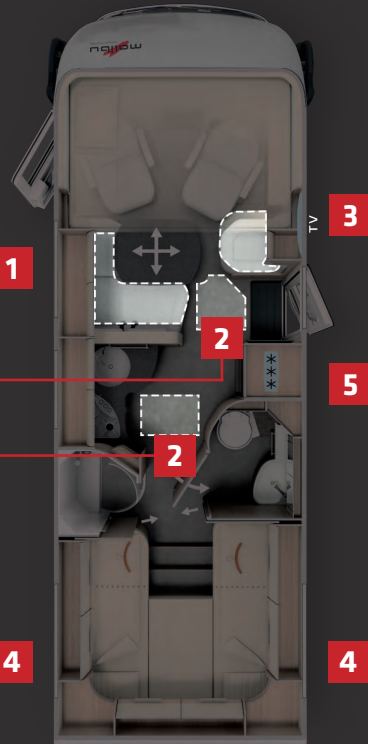

Gas bottle compartment



Scooter garage,
load capacity up to 250 kg



Optional Malibu Pedelec
scooter garage for queen-
size bed models I/T 500 QB



MALIBU PEDELEC SCOOTER GARAGE

(Optional for I/T 500 QB)



Pedelec scooter garage with interior height extension

Will your big bike or Pedelec not fit into the rear garage of your motorhome? That's no problem with Malibu – even with queen-size bed models I/T 500 QB. Malibu has developed a Pedelec solution especially for the requirements of queen-size bed models. Wonderfully simple, simply wonderful – how it works: just push up the queen-size bed from the outside with a single manual operation, slide the bike into the garage using the optional ramp system, and lower the queen-size bed again. The Malibu trick: the front wheel of the bike slots into a recess in the floor. Everything securely lashed down – ready to go. The recess in the floor and the underside of the bed, which can be pushed upwards, create a loading height of up to 124 cm. If no bicycles are being transported, the recess in the floor is covered with a floor panel, creating a level loading surface. Inside in the sleeping area, the queen-size bed remains at its low, conveniently accessible height.






Malibu Pedelec scooter garage advantages

- 1 Optional push-in system for convenient loading and unloading of bikes
- 2 Interior height extension of the Pedelec scooter garage from 112 cm to up to 124 cm
- 3 Optional transport fixing system makes secure anchoring possible while driving
- 4 Cover panel for floor recess, therefore also usable as a level loading surface
- 5 Bike with handlebar height of up to 124 cm can be transported, no unloading required for sleeping
- 6 Queen-size bed in sleeping area with low and convenient bed access
- 7 Innovative solution with simple operation

HIGH QUALITY FURNITURE CONSTRUCTION WITH DOUBLE CONNECTION TECHNOLOGY

1 Double connection technology




2 High-quality hinges



3 Roller-mounted drawers with self and soft closing mechanism



4 Door handles in household quality



5 Spacious overhead storage cabinets with intermediate panel



6 "Modernline" furniture design





7 Underlighting with LED lighting technology



8 Curved kitchen worktop



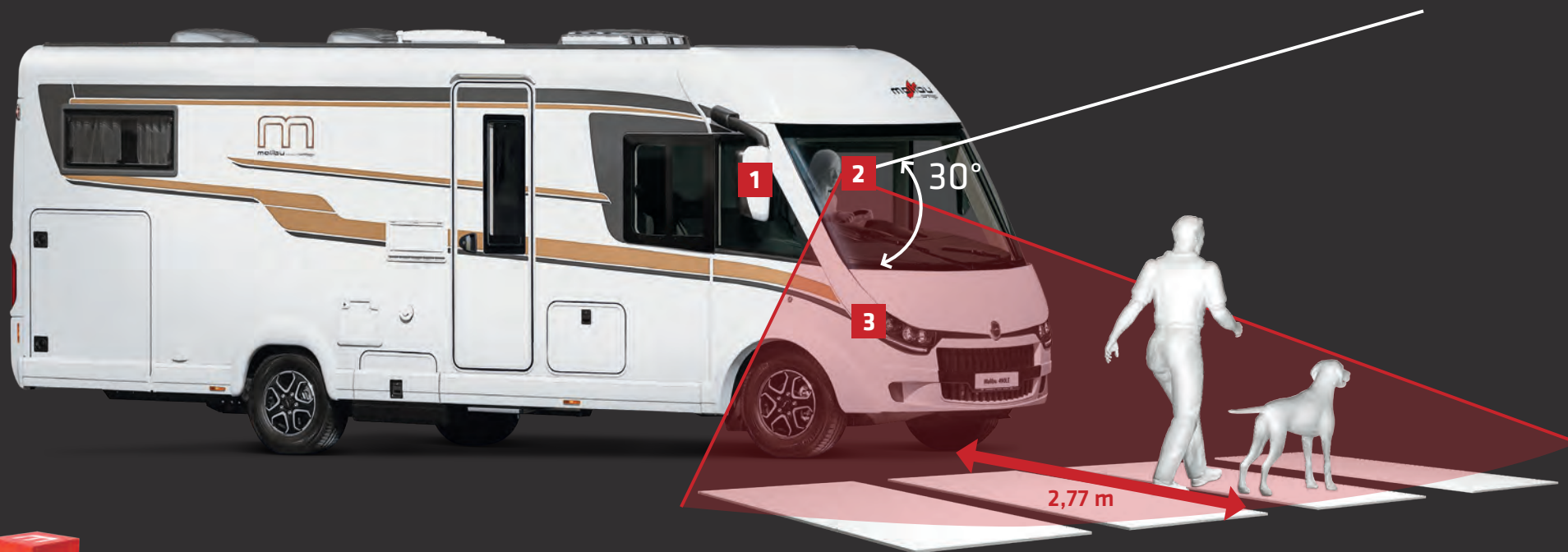
Advantages of high-quality furniture construction with double connection technology

- 1 Double connection technology: the furniture is screwed together and also mortised – for maximum stability and longevity
- 2 High quality, robust metal hinges
- 3 High quality, roller-mounted kitchen drawers with self and soft closing mechanism
- 4 Door handles and fittings in household quality
- 5 Spacious overhead storage compartments lined with microfibre covering for reducing the noise level while driving
- 6 Extravagant and cosy at the same time: “Modernline” furniture design with concave curved storage cabinet hatches with modern avant garde design for a particularly spacious feeling
- 7 Elegant under-lighting of kitchen worktops and floor lighting in the seating and kitchen area for a cosy atmosphere*
- 8 Elegant and practical at the same time: curved kitchen work surface for visual partitioning of the living and kitchen area and as additional storage area*

	Malibu furniture construction	Frequently used standard furniture construction
Furniture connection	Double connection technology - screwed and also mortised for maximum stability and long lasting furniture construction	Mainly just simple screw connections, screws of furniture components often visible
Hinges and fittings	High quality and robust metal hinges, bathroom doors with internal hinges, door handles and fittings in household quality	Low-cost plastic hinges and fittings as well as exterior hinges on bathroom doors
Noise level while driving	Low noise levels while driving thanks to high quality furniture construction (e.g. felt coverings on all furniture connections), hinges in household quality and microfibre covering in the overhead storage cabinets	Significant noise generation while driving due to lack of noise reduction measures in the furniture design

* depending on model

BEST DRIVER'S CABIN VISIBILITY CONCEPT AMONG THE A-CLASS MOTORHOMES

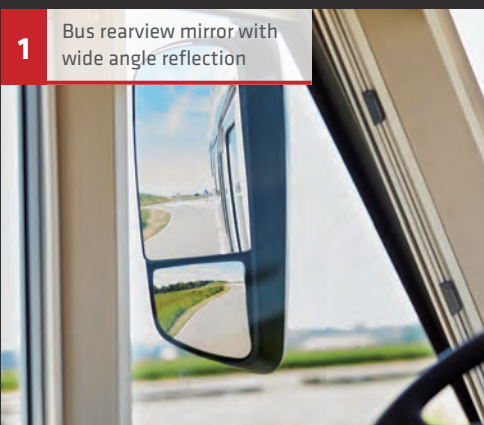


Advantages of the driver's cabin visibility concept

- 1 Best all-round visibility thanks to rear-view bus mirror with large main mirror and wide-angle wing mirrors
- 2 Optimal overview in driving position thanks to active driving, extra-low dashboard for early visibility of the road as well as the low panoramic windscreen
- 3 LED daytime driving lights

Malibu visibility concept: view of road surface after just 2.77 m.

Competitor models frequently only achieve this at 4 to 5 m.



1 Bus rearview mirror with wide angle reflection



2 Extra-low dashboard front



3 LED daytime driving lights

MALIBU INTERIOR



Worlds of living



London (Standard)
Fabric combination



Paris (Standard)
Quilted fabric combination



Lisbon (Standard)
Antara fabric combination



Rome (Standard)
Antara fabric combination



Santorini (Standard)
Antara fabric combination




Ancona (Optional)
Textile leather/fabric combination




Palermo (Optional)
Textile leather/fabric combination




Ivory part leather (Optional)
Leather fabric combination



Chestnut part leather (Optional)
Leather fabric combination



Ivory leather (Optional)



Macchiato leather (Optional)

Colour differences from the original are possible for typographical reasons. To make your selection, ask your dealer for their book of sample materials.

MALIBU INTERIOR AND EXTERIOR



Bellagio world of style



Overhead storage cabinet front panels: high gloss ivory with wooden strips and chrome piping



Overhead storage cabinet bottom: matt ivory



Table and worktop decor: shale look



PVC base: Graphic Stone

Alloy wheels



Optional: 16" alloy wheels for Fiat Ducato f35 light chassis



Optional: 16" alloy wheels for Fiat Ducato f40 heavy chassis / f35 light chassis in conjunction with automatic transmission



Advantages of the Malibu interior

- Living area upholstery with highly effective stain protection: fluids do not penetrate into the fabrics. The majority of stains can be easily wiped off with a damp cloth
- Living area upholstery is hard-wearing and easy to look after
- Washable curtains and decorative cushion covers
- Antibacterial mattress cover
- Hard-wearing PVC floor covering
- Excellent anti-fade properties

Optional: Malibu world of sleeping & decoration set with up to three decorative cushions (depending on model), a Jacquard bed throw with woven-in Malibu logo and a fitted sheet set to match the respective model

MALIBU TEST & RENT: ENJOY A TEST DRIVE



The Malibu sales exhibition in Aulendorf and many of our trade partners give you the opportunity to rent vehicles – be it for a one-off holiday experience or for initial familiarisation. The optimum solution for anyone who is considering purchasing a Malibu vehicle. We would be pleased to advise you and look forward to seeing you!



Malibu table and chair set
consisting of two camping chairs
with Malibu logo and a table,
incl. practical carry bag.

Discover our Malibu motorhomes
on our social media channels:



More information about Malibu can be found at
www.malibu-motorhomes.com

© Malibu GmbH & Co. KG | Carthago Ring 1 | 88326 Aulendorf | Germany
Tel. +49 (0)7525 / 9200-0

Changes may occur during the model year after the editorial deadline for this printed document in July 2023. The manufacturer reserves the right to make structural and design changes that become necessary, provided that they are in the interest of technical progress and are reasonable for the customer, plus changes to equipment, differences in colour combinations or individual colour shades, material quality differences and changes to the scope of delivery on the part of the manufacturer. This also applies to colour differences on basic vehicles, insofar as they are a result of changes made by the basic vehicle manufacturer. Please consult your dealer for detailed advice concerning the status of the current product or series.

The information about the scope of delivery, appearance, performance, dimensions and weights of the vehicles (differences within the scope of the factory tolerances (+/- 5% max.) are possible and permissible) corresponds to the state of knowledge at the time of going to print. Please be aware that some of the vehicles are depicted with special equipment for which an additional charge applies. In some cases they are shown with equipment features that do not correspond to the series production version and can also not be ordered as special equipment. The decoration depicted in the catalogue is not a constituent of the scope of delivery. More technical information can be found in the price list.

Reprinting of this document, or even extracts thereof, is only permitted if written authorisation is obtained from Malibu GmbH & Co. KG beforehand. The information in this publication is compliant with the German StVO and StVZO (road traffic and road traffic licensing regulations). Mistakes, printing errors and translation errors excepted. All information is based on the characteristics of the German market.

¹Please note the Malibu warranty conditions

Printed in Germany



malibu
a company of carthago