

2024 COLLECTION
MOTORHOMES



PILOTE

EDITORIAL

Life is a leap into the unknown.

Every minute, every hour, every day is a fresh surprise for those who wish to seize it. In 1962, a young man created a caravan in his father's woodworking shop. This is where the story began. A trip to the United States in the late 1970's inspired the founder of Pilote to create his first motorhome and, at the same time, a whole new way of experiencing holidays.

Greater freedom, greater independence and an unprecedented sense of adventure.

Since that first motorhome, we have travelled many roads together. Our ever more robust, stylish models have continued evolving to offer increasingly functional, elegant, comfortable living spaces. And here we are, 60 years later, back with a Ford chassis. This choice lies close to our hearts as our adventure started with Ford by our side.

The desire to offer you unique experiences has always been our guiding principle. More than the road we travel together, what matters is where that road takes us... Our desire for discovery and our dreams of changing scenery continue to take us further from the well-worn tracks.

You are entirely at liberty to decide where you want to go and what you would like to experience.

We are ready for new adventures. Are you?

**ALWAYS GAME,
ALWAYS PILOTE.**



ALWAYS GAME

04 Pilote motorhomes

Atlas: slim low-profile models

Pacific: low-profile models

Galaxy: A-Class models

38 Motorhomes that take you everywhere

Years of know-how

Isotek structure

42 Buying the right one for your needs

Vehicles that suit you:
EXPRESSION range

Fully-upgraded motorhomes:
ÉVIDENCE

ALWAYS PILOTE

TRAVEL IN UPGRADED
COMFORT WITH

ÉVIDENCE

Unlike EXPRESSION motorhomes, which you can configure as you wish, the ÉVIDENCE models already come fully-upgraded and are ready and waiting for you to begin your journey. Available as low-profile or A-Class models with 4 berths, ÉVIDENCE motorhomes offer the highest level of equipment as standard for a comfortable and care-free journey. They are fully equipped - all you have to do is take to the road!

SEE
PAGE 52

PILOTE MOTORHOMES

Are you always ready to navigate along windy lanes or head off to meet friends in your favourite regions? Enjoy adventures as a couple or entire family? Go explore unknown lands and familiar places? Our three Pilote motorhome ranges are your perfect partners, however you travel.

NEW



ATLAS
SLIM LOW-PROFILE MODELS
P.6



PACIFIC
LOW-PROFILE MODELS
P.14



GALAXY
A-CLASS MODELS
P.26

ATLAS

SLIM LOW-PROFILE MODELS

NEW



ALWAYS GAME FOR A SENSORY-RICH EXCURSION

Go on any adventure you want with these fully-upgraded, slim, compact low-profile models featuring wonderful interior spaces. Whether you are heading away for a few days or a few weeks, exploring vast areas or staying in the heart of a quiet little village, you are always game, always Pilote.

A696G

NEW

SLIM LOW-PROFILE MODELS

THE HEIGHTS OF WELLNESS IN THE HAUTES-ALPES

DESTINATION: HEDONISM

Finally, the holidays you've been longing for have arrived. You set your course for Gap, the 'sweet capital of the French Alps', aboard your slim low-profile motorhome that easily winds its way through the villages. Here, you can definitely indulge in utter pleasure.



WATER AND HIKING

After effort comes comfort. To make the most of your time off, you alternate between hiking, offering unobstructed views of the region's valleys and swimming in the lakes and gorges.

Stretched out, floating on the water in a starfish shape with your face turned to the blue sky, you can breathe deeply and enjoy the soothing splashes of a waterfall.



2710 METRES HIGH

The pinnacle of your summer is a five and a half hour hike to reach the thermal spa at Monétier. This spectacular vertical exploration of the vast outdoors makes a radical change from the urban landscapes of your everyday life. Here you are immersed in a peaceful oasis where you can finally feel your body completely relax.

- + XXL lounge
- + Slim, compact vehicles
- + Brand new interior design





FREEDOM TO DO WHAT YOU LOVE

Sitting at the table for breakfast in your spacious lounge, it's time to decide between enjoying the cosy Gap valley wine cellars or hiking to the top of Mount Céüse, or perhaps you'll choose a rest day with naps and card games. Holiday at your own pace, guided by your senses.



WELL-EARNED REST

The sun's last rays have disappeared and the comfort of your Atlas bed is calling. Rest your head on the pillow, close your eyes and remember looking in amazement at the vast landscape. What a sight!

WONDERFUL SIGHTS AND TASTES

When you travel, indulge in wandering the markets as you hunt out the local flavours, scents and expertise. Then head back to your motorhome with your arms laden with gifts of soaps and ceramics for your family and friends. Luckily, you chose a model with plenty of storage!

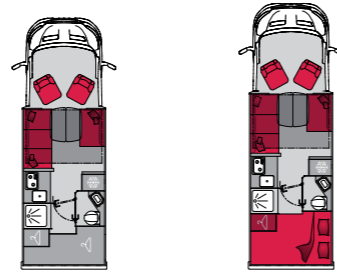
- + 1.2 m high garage
- + 170 hp engine with automatic transmission
- + A 'seasoned traveller' look
- + ISOTEK structure



YOUR FULLY-UPGRADED SLIM MOTORHOME

To commemorate its 60th anniversary, Pilote has returned to its roots to join with a longstanding partner. In the 1980s, Pilote founded a solid collaboration with Ford and became the European leader with the famous R360 model. Forty years later, Pilote is proud to present Atlas, a series of compact vehicles on a Ford chassis with a seasoned traveller style.

OVERVIEW



	A656D	A696G
↔ Length	6.60 m	6.99 m
↔ Width	2.20 m	2.20 m
↕ Height	2.88 m	2.88 m
👤 Driving seats	4	4
🍴 Dining seats	5	5
🛏 Fixed berths	2	4
🛏 Optional berths*	1	1

* Additional lounge bed for 1 adult or 2 children.

STRENGTHS

- 170 hp 2.0TDCi engine with automatic transmission
- Slim vehicles: 2.20 m
- Compact vehicles under 7 m
- XXL lounge
- Generous storage capacity
- New interior design
- Adventure look
- ISOTEK structure

STANDARD FITTINGS

CHASSIS - ENGINE

- 170 hp 2.0TDCi engine with automatic transmission
- ABS, ESP, hill holder
- Collision alert
- Lane assist
- Collision alert with emergency braking
- Heated windscreen

EXTERIOR

- LED day running lights and fog lights
- Trail design pack (black grille, black front door bumper, black aluminium rims, metallic grey lower bumper, trail sticker on doors)
- Metallic paint: magnetic grey
- 4-season tyres

CAB FITTINGS

- Central locking and electric windows
- Electric, auto-defrost wing mirrors - wide angle and blind spot
- Rain/light sensors
- Low tyre pressure sensor
- Cruise control and speed limiter
- Electric parking brake
- Imitation leather steering wheel, hands-free kit and steering wheel controls
- Heated, electric windscreen
- Driver and passenger air bags

LIVING AREA FITTINGS

- Opening Skydome
- LED exterior lighting
- Foldaway electric entry step
- Glazed living area door with centralised 2-point locking and flyscreen
- Sliding cab blinds

MULTIMEDIA

- Xperience 2.0 digital control panel
- Pioneer DAB car radio with 9" screen, GPS, AppleCar/Android Auto, and living area and cab speakers
- Reversing camera
- Adjustable TV bracket and power supply

POWER

- 4,000 W Truma® Combi 4 hot water/heating (gas)
- Compartment for 2 x 13 kg gas bottles
- Automatic Truma® Crash Sensor regulator/switch
- 2 x 100 W monocrystalline solar panels
- 95 Ah AGM leisure battery
- Booster for quick battery charge
- Heated, frost-proof waste water tank

EXTERIOR ACCESSORIES AND STORAGE

- Lighting, stow bars
- 230 V power outlet in storage area
- Hot/cold water shower head in rear storage area
- Side skirt storage drawer
- Awning - length according to vehicle

LOUNGE AND KITCHEN

- Panoramic skylight
- Electric drop-down bed with slat base
- Soft-close drawer unit with saucepan drawer
- Hob with cover: 2 x 1.1/1.6 kW gas burners
- 133-litre automatic fridge with vent covers
- 230 V and dual USB outlets

BEDROOM

- Permanent bed with slat base and comfort mattress
- Bedroom reading lights with USB and 230 V outlets

BATHROOM & TOILET

- Duckboard
- 230 V power outlet
- Folding towel rack
- Skylights

STYLE

- Sherwood Green wood finish
- 4 cushions to match curtains
- Fabric bench seat

AVAILABLE OPTIONS

- 100Ah lithium battery
- 6,000 W Truma Combi 6E hot water/heating (gas/electricity)
- 36-litre oven/grill
- Lounge berth
- Bike rack
- Light chassis derated to 3.55 T



PACIFIC

LOW-PROFILE MODELS



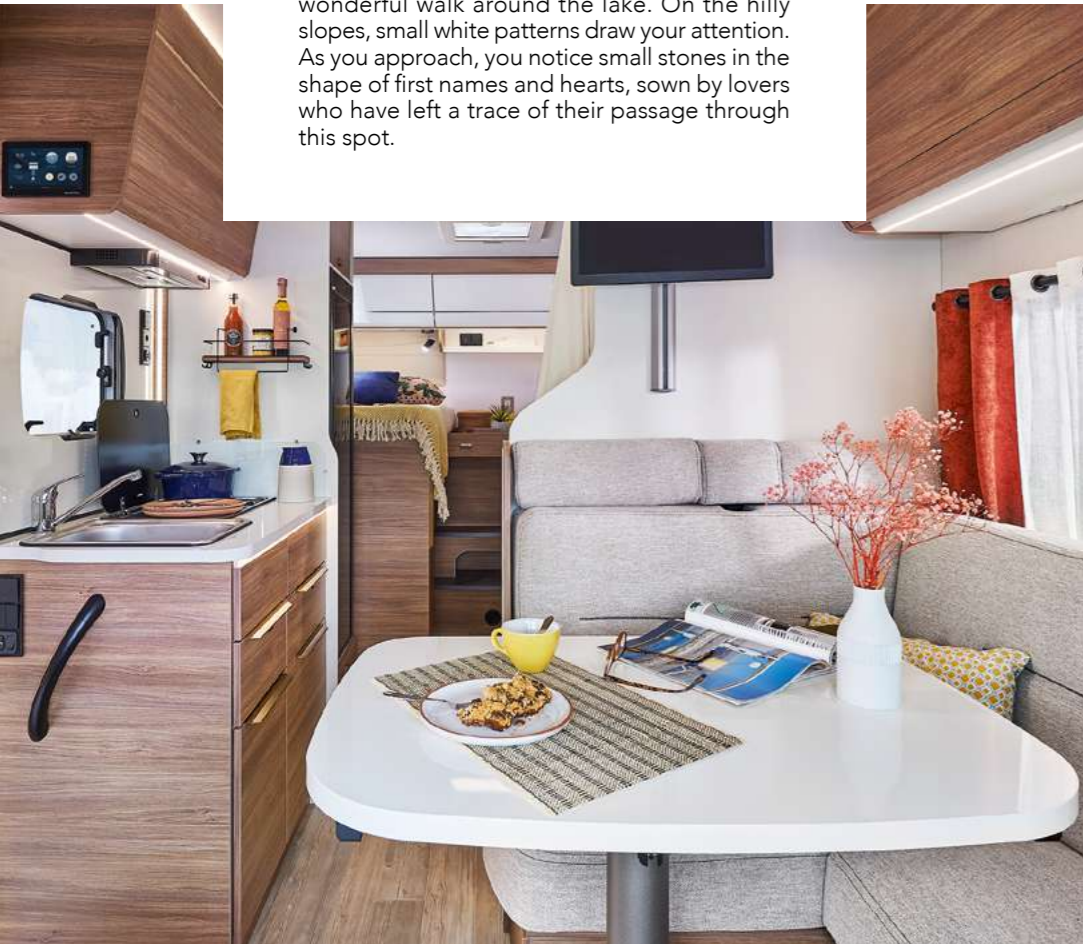
ALWAYS GAME FOR A TRIP TO THE SEASIDE

With or without drop-down beds, Pilote's low-profile models allow you to optimise the interior space and to vary your holiday plans with several guests. Whether you want to enjoy a trip to the seaside together or spend a few days with your grandchildren, you're always game, always Pilote.

A COLOURFUL HIKE THROUGH THE UPLANDS OF THE HÉRAULT REGION

TO LAKE SALAGOU IN A LOW-PROFILE MODEL

The red earth bordering the deep blue of the lake offers a magical contrast. Step out of the comfort of your low-profile motorhome for a wonderful walk around the lake. On the hilly slopes, small white patterns draw your attention. As you approach, you notice small stones in the shape of first names and hearts, sown by lovers who have left a trace of their passage through this spot.



CAUGHT IN THE STORM

The afternoon brings a sudden change in the weather. You press on but soon the first drops begin to fall. By the time you get back to the motorhome, the rain has soaked through your light clothes. Quickly, you grab the towels from the bathroom to dry what you can, before pressing on to the bedroom to change.



- + Lounge area for up to 5 people.
- + 2 bed heights available (high or low beds) (option).
- + Extension for a king-size bed (option).
- + Skydome and awning (option).

A COMFORTING BREAK

Hot tea and biscuits to lift up your spirits and already the sky, as if washed clean, begins to clear and the sun returns. The surroundings, deserted by all walkers, are gradually coming back to life and the smell of the damp earth lends a bewitching charm to the mineral beauty of this site.

- + A very well thought-out all-in-one bathroom: the washbasin partition swivels to free up the shower area.
- + Large full-width storage area with removable tray for easier loading.



A GETAWAY TO THE BALKANS

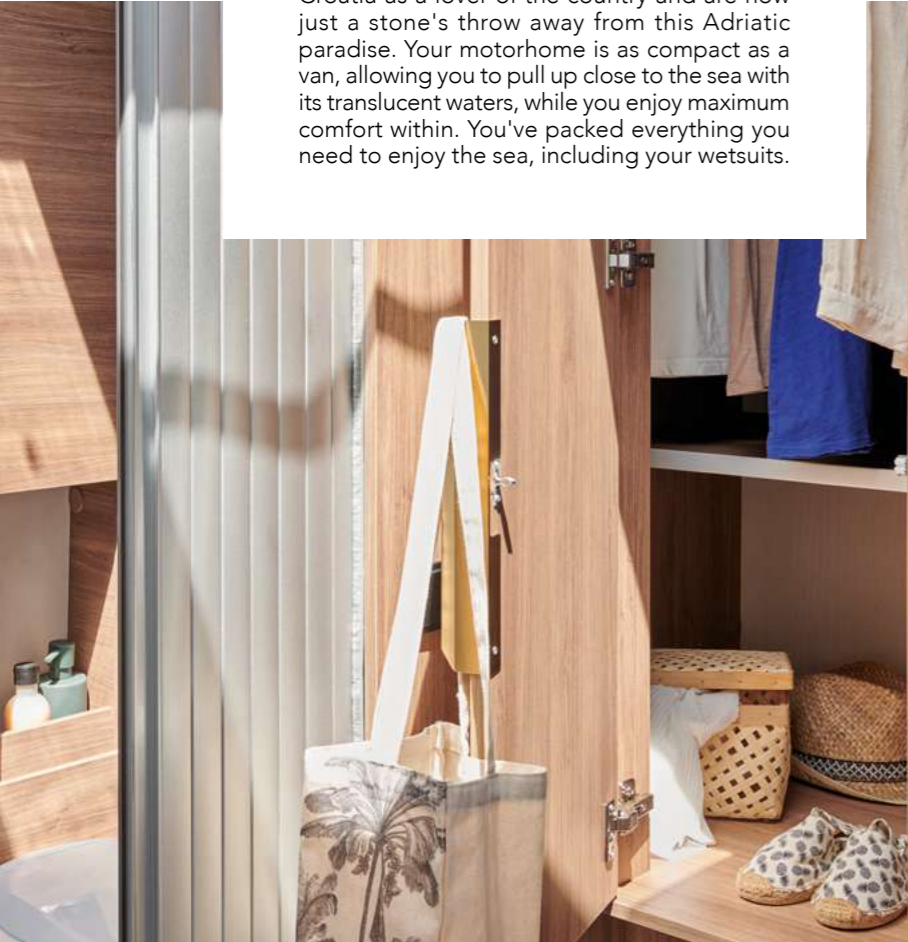
HEADING FOR SUNNY CROATIA

Have you come in search of its generous climate, the purity of its landscapes, or the beauty of its small villages by the water's edge? In any case, you have travelled in comfort to Croatia as a lover of the country and are now just a stone's throw away from this Adriatic paradise. Your motorhome is as compact as a van, allowing you to pull up close to the sea with its translucent waters, while you enjoy maximum comfort within. You've packed everything you need to enjoy the sea, including your wetsuits.



BATHED IN GLORIOUS SUNSHINE

You haven't even stepped out of the motorhome yet and the light is already streaming into the spacious living area and kitchen. Outside, the pleasure is complete, with endless sunshine and the sea stretching out to the horizon. A clear invitation to set sail for a breathtaking view of the coast. In under an hour you have found a boat to rent and you are already beginning to tack offshore.



ALSO AVAILABLE AS FULLY-UPGRADED
ÉVIDENCE

- + A beautiful XXL lounge area with face-to-face benches seating up to 7 people.
- + 2 long benches for a comfortable nap (without lowering the drop-down bed).
- + Generous interior space for ease of movement and a large worktop for cooking exactly the way you would at home.
- + A spacious garage that can carry 2 bikes.
- + With its 6.20 m length, enjoy the comfort of a van-sized motor home.
- + Drop-down bed (160 x 200 cm). Easy access to the living area door at all times. A retractable electrical step 80 cm off the ground for easy access without using a step ladder.
- + A modifiable bathroom with a large shower and a dressing room within easy reach.

A GOURMET DETOUR THROUGH NORTHERN BRITTANY

A TRIP TO THE REAL FINISTÈRE BECKONS

Goodbye to the Crozon peninsula, hello winding roads and enchanting landscapes! You take the road to Morlaix, determined to discover the jewel that is Finistère just a few miles from the coast. In the heart of the town, you stop at the foot of the majestic viaduct to contemplate its imposing dimensions from your generous lounge. Your large windows allow you to admire the view: you are so comfortable that you can easily imagine you are actually in a city centre apartment.



THE LURE OF FRESHLY CAUGHT BASS

The seagulls' cries are a reminder that the sea is just a stone's throw away and that the local market will be full of fresh fish and delicious shellfish. A quick trip to the market and you're soon back with two stout sea bass for lunch.



ALSO AVAILABLE
AS FULLY-
UPGRADED
ÉVIDENCE



HEADING INLAND

Following a post-prandial walk by the peaceful river Morlaix, you make your way home and warm yourself up under the shower. Tomorrow, you will be leaving the coast and its iodine-scented air behind you to drive through the astonishing Monts d'Arrée and explore the legendary mysteries of the Huelgoat forest.

- + Wonderful XXL lounge forming a genuine living room and able to seat up to 7 people.
- + Large panoramic windows to take in the landscape outside.
- + A spacious, functional kitchen.
- + Double-partitioned bathroom with a large shower (1.94 m high) and built-in wardrobe.
- + Large drop-down bed (160 x 200 cm).
- + Occasional bed as standard.



A BREATH OF FRESH AIR FOR THE WHOLE FAMILY

A WEEK IN IRELAND

You have made a superb job of pretending not to be seasick in front of the children and you have finally landed on Irish soil. Soon, the city fades away to give way to the raw beauty of the elements. Here you are in majestic Donegal! You decide to spend the night in a fishing village. After a board game in the living room, you are ready for bed.



THE END OF THE WORLD LIES AT THE END OF THE STREET

The idea of spending long hours in a big bed is not exactly unwelcome... Except that as you open the door one last time, you hear the sound of a frenzied fiddle very nearby. Irresistible! Your curiosity leads you to the pub where each evening the locals lovingly dip into their repository of Celtic music.

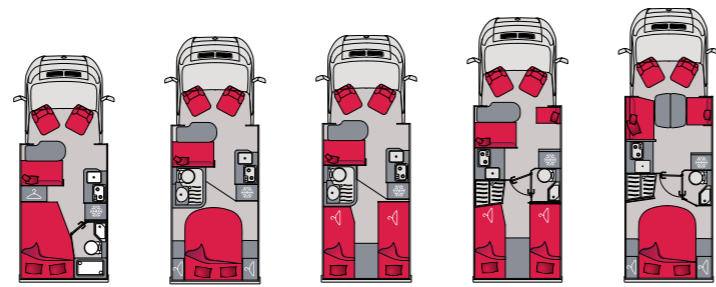


LIKE A FISH IN WATER

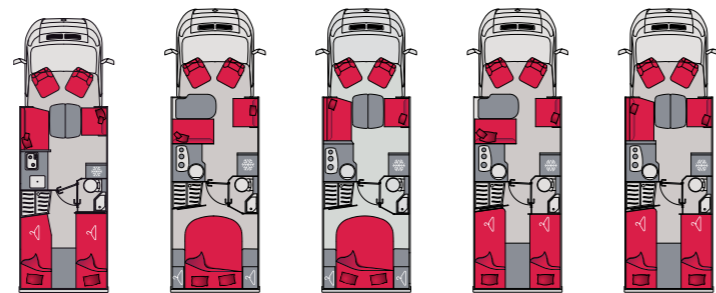
The next day, you rise at the crack of dawn. The light is exceptional. The pub owner has invited you to join a fishing trip near the harbour where the waters are teeming with fish. With a bit of luck, you might bring some home to cook for lunch. A good reason to put off the planned hike across the steep cliffs until this afternoon.

- + A bright living area with large opening skylight and wide windows. Its face-to-face benches seat 5 people.
- + A comfortable and independent bedroom: a large island bed (150 x 190 cm) and quality bedding with slat base and comfort mattress.
- + A fully functional kitchen with a large worktop.
- + A full-width bathroom brightly lit thanks to its skylight.
- + Large full-width storage area with removable tray for easier loading.

OVERVIEW | LOW-PROFILE MODELS



	P600P	P650C	P650GJ	P690GJ	P720FC
↔ Length	5.96 m	6.49 m	6.49 m	6.99 m	7.20 m
👤 Driving seats	4	4	4	4	4
🍴 Dining seats	4+1 (option)	4+1 (option)	4+1 (option)	5	5
🛏 Fixed berths	2	2	2	2	2
🛏 Optional berths	1	1	1	1	1



	P720FGJ	P740C	P740FC	P740GJ	P740FGJ
ÉVIDENCE fully-upgraded edition	-	-	✓	-	✓
↔ Length	7.20 m	7.45 m	7.45 m	7.45 m	7.45 m
👤 Driving seats	4	4+1 (option)	4	4+1 (option)	4
🍴 Dining seats	5	5	5	5	5
🛏 Fixed berths	2	2	2	2	2
🛏 Optional berths	1	1	1	1	1

STRENGTHS

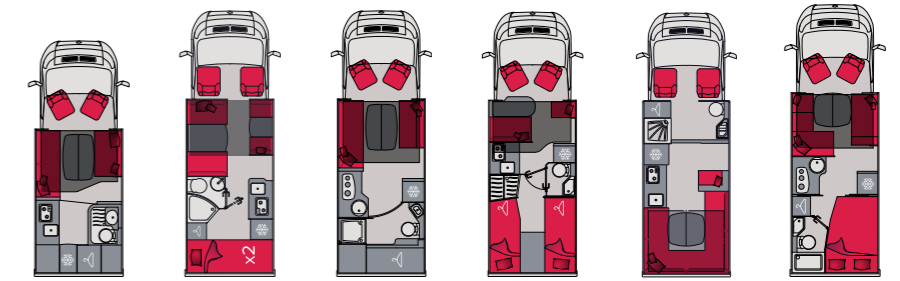
THE CHOICE

- 7 lengths
- 22 different models
- Almost 100 customisable options available
- 7 ÉVIDENCE models come fully upgraded as standard

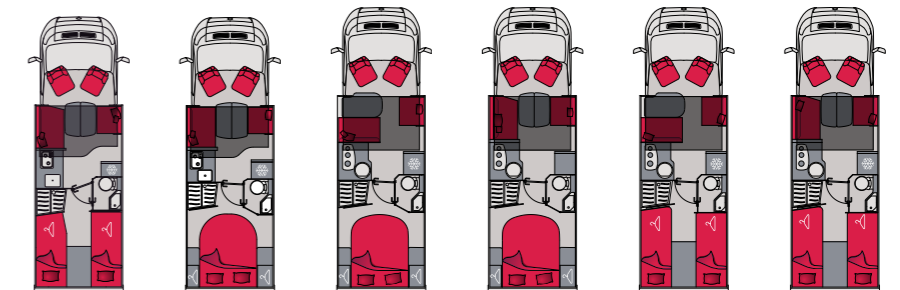
STORAGE CAPACITY

- Plenty of storage to suit your personal use
- Side-skirt storage drawer (option)
- Height-adjustable insulated storage area with lowered tray for easier loading, located under the island bed (option)

OVERVIEW | LOW-PROFILE WITH DROP-DOWN BED



	P626D	P696S	P696D	P696GJ	P696U	P726P
ÉVIDENCE fully-upgraded edition	✓	-	✓	-	✓	-
↔ Length	6.20 m	6.99 m	6.99 m	6.99 m	6.99 m	7.15 m
👤 Driving seats	4	6	4	4	4	5
🍴 Dining seats	6	6	6	5	6	6
🛏 Fixed berths	2	6	2	4	4	4
🛏 Optional berths	2*	-	2*	-	-	2



	P726FGJ	P726FC	P746C	P746FC	P746GJ	P746FGJ
↔ Length	7.20 m	7.20 m	7.45 m	7.45 m	7.45 m	7.45 m
👤 Driving seats	4	4	4+1 (option)	4	4+1 (option)	4
🍴 Dining seats	5	5	5	5	5	5
🛏 Fixed berths	4	4	4	4	4	4
🛏 Optional berths	1	1	1	1	1	1

*Additional lounge bed for 1 adult or 2 children.

TECHNOLOGY

- Xperience 2.0 tablet for straightforward management of your motorhome

HOME COMFORTS

- Well-designed, practical and aesthetic interior allowing the most comfortable in-vehicle movement on the market
- User-friendly lounge that seats up to 7 people
- Ergonomic kitchen designed to ensure freedom of movement
- Large kitchen worktop
- Cupboard with soft-lock closure system
- Independent bathroom on most models, with unimpeded access from all beds during the night
- Comfortable XL bed

GALAXY

A-CLASS MODELS

ALWAYS GAME FOR AN OUT-OF- THE-WAY DESTINATION

With its many A-Class models, Pilote offers you greater comfort and space to take any journey in your stride. Whether you dream of discovering hidden villages in the heart of France or criss-crossing Europe through remote and wild regions, you are always game, always Pilote.



DAZZLING JOURNEY INTO THE BLACK FOREST

SEEKING TRANQUILLITY

You are the type of traveller who prefers the cosiness and calm of the low season to the hustle and bustle of the high season. This autumn, you head off to a destination of which you never tire: the Black Forest in south-western Germany.



THE CALL OF NEW HORIZONS

More mystical horizons await you as you take to the road again, heading to the Black Forest in Germany. Welcomed by the mists, you cherish every kilometre travelled along these forest roads.



REDISCOVERED FREEDOM

Your journey first takes you to the mountainous expanse of the Vosges. Shortly after arriving, you already have your brand new mountain bikes ready for their first ride. Nothing stops you. You dare to try the steepest trails to easily reach the peaks from which you admire the region's breathtaking scenery.

- + Face-to-face layout offering a convivial lounge area for 5 people.
- + Enjoy your living room right until the sunset fades thanks to the generous windows and skylights.
- + Moving about is easy thanks to the folding table.
- + The kitchen features a large worktop, large drawers and 2 saucepan drawers.

ALSO AVAILABLE
AS FULLY-
UPGRADED
ÉVIDENCE

HARVESTING THE BENEFITS

With your binoculars and mushrooming basket in hand, you head deep into this forest with its dense, bewitching atmosphere. Here, getting some fresh air is more than just an expression. Nestled in these vast natural spaces, your body and spirit are refreshed.



WELLNESS RETREAT

Carried by the enchanting atmosphere of the Badenweiler Roman baths, you rest your elbows on the edge of the outdoor pool. Night approaches, the pool lights up and the mists slowly envelop you. You savour the moment before heading back to enjoy the comfort of your motorhome.



SEASONAL COOKING AND TRAVEL

Back at your motorhome, you're keen to taste the mushrooms gathered during the afternoon. This functional, spacious kitchen makes you truly want to take your time cooking with local flavours.

- + Bedroom with a large island bed and a very comfortable sleeping area.
- + Hanging wardrobes provide a genuine bedside table and storage niches.
- + Large, bright, independent bathroom, separate from the living area and bedroom, giving a nice, private space.
- + Brightly lit toilet area thanks to the skylight.



A-CLASS MODEL ON AL-KO CHASSIS

A PANORAMIC VIEW OF NORWAY

THE FJORDS IN A FULL COMFORT A-CLASS

You happily leave the familiar landscape behind you. The extreme comfort of your A-Class model makes the long drive a breeze. The language of the road signs has changed several times over the past few weeks, and now at last, the stunning scenery and special atmosphere of the Norwegian fjords magically rise up.




DRINKING UP ANOTHER CULTURE

The Norwegian way of eating is great fun for you. You who love salmon will be delighted to discover that here it is eaten for breakfast, with eggs of course!

Why not try your hand at cooking some local recipes? Here, reindeer or elk meat is eaten with all kinds of sauces, but especially in 'finnbiff', the typical stew found on every Sunday table.



- + A beautiful kitchen with a generous laminate worktop and a high-power hob as standard.
- + A very spacious lounge with a large bench measuring 170 cm for up to 5 people.
- + A large folding and sliding table ensures ease of access.



THE LONG POLAR NIGHTS

In this country where winter nights stretch out their inky black mantle, you can revel in the comfort of a real room, as though you were at home.

You have decided to prolong your stay because this is the ideal time to watch the Northern Lights. The tell-tale green glow from the skylight of your motorhome is guaranteed to send a shiver down your spine. Memories of the magic of these timeless moments of totally unreal beauty will remain with you for many a long year.

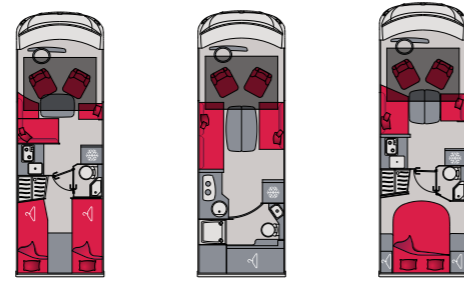


TAKE THE ESSENTIALS ALONG WITH YOU – AS WELL AS ONE OR TWO NON-ESSENTIAL ITEMS!

The large storage capacity allows you to store provisions while bringing along an impressive amount of less essential stuff, even your bulky fishing rods.

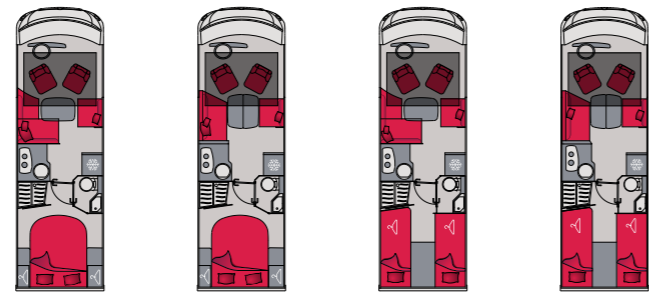
- ⊕ A 21-cm double floor with large storage space on an AL-KO chassis.
- ⊕ A spacious bedroom with a backlit headboard and a comfort mattress.
- ⊕ A beautiful bright bathroom with double partitioning.

OVERVIEW | A-CLASS MODELS ON FIAT CHASSIS



G690GJ G690D G720FC

↔ Length	6.99 m	7.04 m	7.25 m
👤 Driving seats	4	4	4
🍴 Dining seats	5	6	5
🛏 Fixed berths	4	2	4
🛏 Optional berths	1	2	1



G740C G740FC G740GJ G740FGJ

ÉVIDENCE fully-upgraded edition	-	✓	-	✓
↔ Length	7.49 m	7.49 m	7.49 m	7.49 m
👤 Driving seats	4+1 (option)	4	4+1 (option)	4
🍴 Dining seats	5	5	5	5
🛏 Fixed berths	4	4	4	4
🛏 Optional berths	1	1	1	1

STRENGTHS

THE CHOICE

- 5 lengths
- 11 different models
- 2 ÉVIDENCE models come fully upgraded as standard
- Almost 100 customisable options available

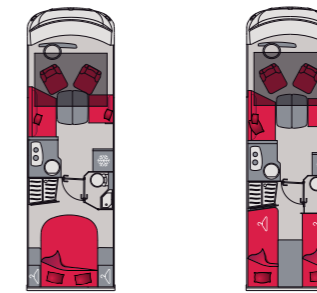
STORAGE CAPACITY

- Generous storage space throughout the vehicle
- In-floor storage accessible from the inside
- Side-skirt storage drawer (option)

TECHNOLOGY

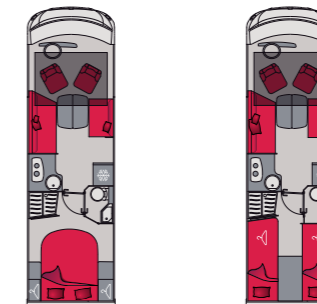
- Xperience 2.0 tablet for straightforward management of your motorhome
- Heated and insulated double floor (exclusive to Pilote)

OVERVIEW | A-CLASS MODELS ON AL-KO CHASSIS



G741FC G741FGJ

↔ Length	7.49 m	7.49 m
👤 Driving seats	4	4
🍴 Dining seats	5	5
🛏 Fixed berths	4	4
🛏 Optional berths	1	1
🚛 Heavy vehicle	Optional	Optional



G781FC G781FGJ

↔ Length	7.89 m	7.89 m
👤 Driving seats	4	4
🍴 Dining seats	5	5
🛏 Fixed berths	4	4
🛏 Optional berths	1	1
🚛 Heavy vehicle	Standard	Standard

AL-KO BENEFITS

- Full-width double floor that can hold and store everything, even skis or fishing rods
- Access to exterior and interior storage
- Excellent handling thanks to the AL-KO chassis
- Stability with a lower centre of gravity and a wider track
- Independent rear suspension

MOTORHOMES THAT TAKE YOU EVERYWHERE

Here at Pilote, we have been designing and manufacturing our motorhomes for over 60 years, all the while imagining ourselves heading off on journeys with you aboard your Pilote.

That is why the 800 people working in our teams cultivate the high standards, focus on quality, and respect for customers passed from generation to generation. Innovation and experience, industrial processes and traditional craftsmanship, creativity and reliability: you'll find all this and more in your Pilote motorhome. Hit the road with peace of mind, travel further and enjoy freedom: you've got a good partner.



YEARS OF KNOW-HOW

1965

The workshop became too small. The first factory was built nearby. The premises were expanded several times until 1975.

1981

The company invented the low-profile motorhome concept. With the business growing, Pilote boosted its production equipment.

1992

Pilote made motorhomes affordable by launching the First by Pilote range.

2004

New 10,000 m² Pilote factory opened in Membrolle-sur-Longuenée, near Angers.

2015

Return of the iconic Galaxy and Pacific ranges. Pilote developed a wide range of products.

2023

To celebrate its 60th anniversary and further highlight its dreams of limitless travels and adventures, Pilote unveiled Atlas, its new range on a Ford chassis.

1962

The first caravan was made in La Limouzinière by André Padiou, in his father's carpentry workshop. That was when he founded his company.

1976–1978

A trip to the USA inspired the company's first motorhome: the over-cab R430. It was to be called 'Rally' but at the last moment the name 'Pilote' was chosen. The company was a pioneer. During this period, it recorded its first sales outside France.

1985

Pilote released its first A-Class model, the R800DA.

1999

Paris-Dakar: a motorhome driven by Laurent Bourgnon took part in the race for the first time. This event inspired the brand's new slogan: 'Make the World Your Home'.

2011

Pilote entered the campervan market in order to make vehicles to suit all motorhome enthusiasts.

2020

Pilote relaunched its motorhomes with no permanent bed: impressively compact models offering exceptional living space. Pilote became the leader in the French market.

FROM $-20\text{ }^{\circ}\text{C}$ TO $40\text{ }^{\circ}\text{C}$ **ALWAYS PILOTE**

BE READY FOR THE OFF IN SUMMER AND WINTER

Extend your travelling range thanks to the technical performance of your Pilote motorhome. With its optimum thermal insulation, its interior comfort is guaranteed regardless of the temperature outside.

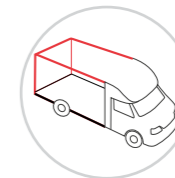


ISOTEK
STRUCTURE



1 FLUSH WINDOWS

Thanks to their double glazing and intruder-proof aluminium frames, they boost your motorhome's thermal insulation and security. They also filter out extraneous noise.



2 ALUMINIUM PROFILES

These solidly attach the sides and top. This prevents any distortion of the bodywork and gives the motorhome its robust nature and durability.



3 INSULATED WALLS

The walls on the sides, roof and floor make up an insulating core. Rot-proof slats and aluminium inserts ensure stability of the structure and the furnishings.



4 HAIL-RESISTANT ROOF

This polyester roof is impact-resistant. It is resistant to hail damage and other types of impact.



5 POLYESTER UNDERBODY COVERING

Keeps ground moisture out of the vehicle.



6 ALUMINIUM SIDE SKIRTS

This solid protective skirt is easy to replace in the event of damage.



7 A STRONGER EXTENDED CHASSIS

The chassis does not flex towards the rear. This enables the garage to hold a significant load due to its robust structure and provides you with greater tow weight (5.5 T as standard).



8 DUAL-SEAL HATCHES

To ensure that the garage is completely sealed and insulated, all hatches are fitted with compression locks and dual seals.



OPTIMUM THERMAL INSULATION

To achieve this, Pilote worked on improvements to its assembly processes:

- New floor designs for the low-profile and A-Class models.
- Use of a new insulating material for the waste water tank and wheel arches, which has proven to be light and stiff.
- Introduction of fibroplast (glass-filled polyurethane) strips in the floor and sides. These more rigid strips ensure a solid connection between the sides and the floor and completely eliminate thermal bridges.

STANDARD OR FULLY UPGRADED? BUY THE RIGHT ONE FOR YOUR NEEDS

Always game for choosing your options and enjoying inbuilt comfort. With the EXPRESSION edition you can customise your vehicle as you wish, or enjoy an ÉVIDENCE edition motorhome fully upgraded with the best options Pilote has to offer.

EXPRESSION CONFIGURE YOUR MOTORHOME

P.44

ÉVIDENCE YOUR FULLY UPGRADED MOTORHOME

P.52



STEP BY STEP ALWAYS PILOTE

YOU ARE UNIQUE, SO IS YOUR MOTORHOME

With more than 30 models and hundreds of configuration options, you can easily design the motorhome that best fits your needs and travel desires.

As you browse the pages, discover the essential steps for a truly unique motorhome, from the rims to the engine, not forgetting the interior finishes.

WITH EXPRESSION, CONFIGURE:

- 1 YOUR VEHICLE
- 2 YOUR TECHNICAL SPECIFICATIONS
- 3 YOUR INTERIOR AMBIENCE
- 4 YOUR OPTIONAL EXTRAS

CONFIGURE

1. YOUR VEHICLE

2.

3.

4.

BODYWORK AND DIMENSIONS



LOW-PROFILE MODELS

FROM 5.96 TO 7.45 m.

With their compact cab, the low-profile models offer indisputable driving comfort. Designed on a specific chassis, Pilote's Pacific range delivers reliable, robust vehicles: sway bars for greater stability, adapted tyres, a wider rear track for better road holding, and a lowered chassis.



A-CLASS MODELS

ON A FIAT CCS OR AL-KO CHASSIS FROM 6.99 TO 7.89 m.

The A-Class models have a huge windscreen which is very much appreciated by those who enjoy watching the sunset from their living room. The large cabin and wide dashboard will also appeal to those with a taste for space. On a Fiat chassis up to 7.49 m, the Galaxy range offers high reliability and excellent road holding. The Galaxy is also available on an AL-KO chassis, a top of the range that ensures safety, durability and top-notch driving comfort.

YOUR EXPRESSION MOTORHOME WITH STANDARD EQUIPMENT

CHASSIS/ENGINE

- 140 hp Euro 6D Final engine.
- ABS: Antilock Braking System.
- ASR: Anti-Slip Regulation (traction control).
- ESP: Electronic Stability Program (prevents skidding).
- Traction+ with downhill speed limiter.
- 75-litre diesel tank.

EXTERIOR

- Day running lights and fog lamps.
- 16" steel rims.
- Puncture repair kit.
- Polyester exterior side panels.

CAB FITTINGS

- Cup holder, clip board and dual USB port.
- Central locking and electric windows.
- Electric, wide-angle, auto-defrost wing mirrors.
- Driver and passenger air bags.
- Cruise control and speed limiter.
- Manual cab air conditioning.
- Height-adjustable swivel cab seats with covers.

LIVING AREA FITTINGS

- Skydome on low-profile models with drop-down bed.
- LED exterior lighting.
- Cab blinds.

MULTIMEDIA

- Xperience 2.0 digital control panel.
- Wired for: car radio aerial, cab/living area speakers, reversing camera, solar panel and automatic satellite dish.
- Adjustable TV bracket with power supply.

POWER

- Truma® Combi 4 or 6 heating, depending on vehicle.
- Compartment for 2 x 13 kg gas bottles.
- Single pressure regulator - Truma® Crash Sensor.
- Booster for fast battery charging.

LOUNGE

- Panoramic skylight.
- High density foam bench seat.
- Electric drop-down bed on some low-profile models, manual drop-down bed on A-Class models.

KITCHEN

- Drawer and saucepan drawer unit.
- 2-hob stove top with cover.
- 133-litre or 153-litre fridge with automatic power management.
- 230 V and USB outlets.

BATHROOM

- Frosted glass skylight with flyscreen.
- Toilet with removable cassette on castors.
- 230 V power outlet.

BEDROOM

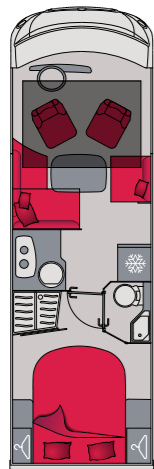
- Slat base, comfort mattress and reading lights for permanent beds.
- 230 V and USB outlets (except 696D and 696U).

A-CLASS MODELS BENEFITS

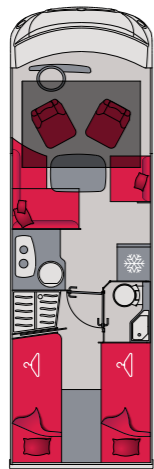
- Frost-proof waste water tank.
- Foldaway electric entry step.
- Aguti® swivel and height-adjustable cab seats.
- Driver's door with 2-point central locking and electric windows.
- Colourful designer bathroom.
- Special rear panel and decals.
- Additional lighting.
- Bedside organiser (except 690D).

LAYOUTS

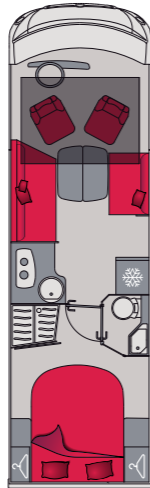
Choose the interior that best suits your lifestyle from among our 33 models.



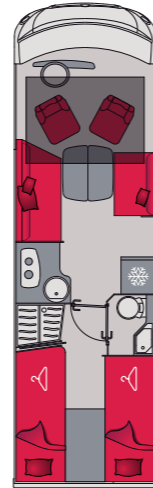
G740C
C for island bed



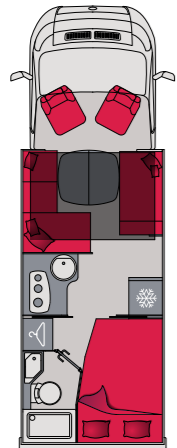
G740GJ
GJ for twin garage beds



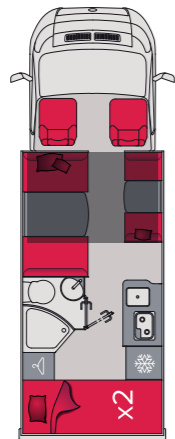
G781FC
FC for face-to-face benches and island bed



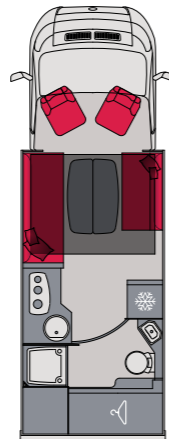
G781FGJ
FGJ for face-to-face benches and twin beds



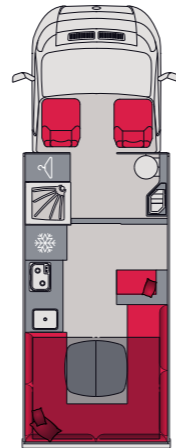
P726P
P for corner bed



P696S
S for bunk beds



P696D
D for wardrobe (no permanent bed)



P696U
U for U-shaped lounge (no permanent bed)

LOUNGE



Roadside lounge area on low-profile models
Standard lounge with traveling seats.



Face-to-face lounge area
Features large bench seats and space to walk.



L-shaped lounge
Particularly convivial and comfortable.

Also available: U-shaped lounge area.

BEDROOMS



Island bed
Great sleeping comfort with plenty of headroom.



Twin beds
Available in low-bed, high-bed or king-size garage-bed versions.



No permanent bed
For an exceptionally generous living space.

Also available: bunk beds and corner bed.

TECHNICAL SPECIFICATIONS

POWER

New engine for improved driving comfort:

140 HP Comes standard on all Pilote vehicles. The best option for drivers attentive to the fuel consumption/performance ratio.

180 HP Engine option requires automatic transmission. This option is available for most vehicles. For those who want to travel far and wide with complete peace of mind and are looking for optimal performance.

THE FIAT EURO 6D

The new Multijet 3 (Euro 6D Final) is quieter and lighter, having been specially designed for the Ducato-based models and also improves fuel consumption. This new engine meets the latest environmental standards.

TRANSMISSION

MANUAL

Comes standard on all vehicles. Ideal for traditional driving.

AUTOMATIC

New 9-speed transmission for enhanced driving comfort. Available with engines 140hp and 180hp, it must be coupled with 16" alloy wheels.

VEHICLE WEIGHT

3.5 T

Standard feature on all low-profile and A-Class models up to 7.45 m. A class-B licence allows you to drive vehicles in this category.

3.65 T

Optional on all vehicles. The benefit of a heavy vehicle is the loading capacity. This greater capacity allows you to take all your equipment with you and also to avail yourself of all the options you desire to improve the comfort and autonomy of your vehicle.

4.4 T AND 4.5 T

Standard on G781 and optional on some other vehicles. Opt for the Heavy chassis for even greater safety, loading weight and towing capacity. (except P600 and P650). 180hp Engine, automatic gearbox and 16" Alloy wheel options are compulsory with 4.4t Fiat CCS chassis upgrade. The 4.5 T chassis are paired with Fiat AL-KO.

DRIVING COMFORT

LUXURY INTERIOR PACK

- Steering wheel controls
- Leather steering wheel and gear knob
- Dashboard with aluminium trim.



16" RIMS

Whether in steel or alloy, your motorhome rims can be customised to suit your taste and intended use.

POWER

- Equip your vehicle in line with your autonomy needs:
- 1 or 2 x 100 W high-efficiency monocrystalline solar panels.
 - Leisure battery: AGM or Lithium, coupled with a booster (as standard).

HEATING

TRUMA® 4 OR 6 DEPENDING ON THE VEHICLE

Europe's most compact air and water heater, runs on gas.

TRUMA® 6E

The heater can be run optionally on 230 V.

ALDE®

Option available on some vehicles for maximum heating comfort includes heat exchanger and pump.

INTERIOR AMBIENCE

BENCH SEAT



PERLE

Bench seat in solid coloured leather (example p.32). Only available on A-class models.



CLUB

Two-tone, two-material bench seat in imitation leather and fabric.



PLUME

Bench seat in solid coloured imitation leather (example p.20).



JURA

Bench seat in solid coloured fabric (example p.16).



ASTRAL

Two-tone bench seat.

KITCHEN

Chic black or bright white, create your own harmony.



WHITE LUCIDO

Backsplash, worktop and coffee table in white (example p.16).

WOOD

Matte or glossy white wood finish for an ambience that reflects who you are.



MATTE ASPEN

A matte wood surface for a warmer atmosphere.



ASPEN AND GLOSSY WHITE

Dual material version in wood and glossy white laminate, for a brighter interior



COUNTRY

A warm wood finish with a decidedly Scandinavian feel.

CURTAINS




ALONG



BRISBANE

Example p.24.




BALI

Example p.16.



ALASKA



ATLAS



BLACK MIKA

Backsplash, worktop and coffee table in black (example p.22).

COMFORT

COMFORT PACK

- Central locking.
- Flyscreen.
- Luxury glazed door.
- Cab blinds (sliding on low-profile models - privacy on A-Class models).
- Cab carpet.
- Electric step for low-profile models.



RELAXATION PACK

- Awning.
- 2-bike rack.



MULTIMEDIA

TV/SATELLITE PACKS



Sat85 Pack

- 22" Full HD TV.
- Dual head 85 cm Eutelsat 5 automatic satellite dish (coverage area: France and adjoining countries)*.

Combine with the Astra demodulator to extend the reception area.
*Details of the exact reception areas are available from all our dealers.



7" Media Pack

- 6.7" Pioneer radio.
- Compatible with Apple CarPlay and Android Auto.
- DAB/FM aerial.
- Cab and living area speakers.
- Reversing camera.



9" Pioneer Media Pack

- 9" Pioneer radio.
- Compatible with Apple CarPlay and Android Auto.
- GPS.
- DAB/FM aerial.
- Cab and living area speakers.
- Reversing camera.



10" Fiat Media Pack Requires Luxury Interior Pack

- 10" Uconnect radio.
- Apple CarPlay and Android Auto.
- GPS.
- DAB/FM aerial.
- Cab and living area speakers.
- Reversing camera.
- Automatic air conditioning.
- Digital meter.
- Keyless (except A-Class).
- 230 V outlet on dashboard.
- Induction charger.

BEDS



DINETTE AREA BED

Available as an option (depending on the model), it provides an extra bed for 1 or 2 people depending on the vehicle size.



ADDITIONAL BEDDING

Turn your twin beds into a 170 x 205 cm king size bed with the option of an extension between the beds.



ELECTRIC DROP-DOWN BED

Ideal for 4 people or more and to maintain two separate sleeping areas.

KITCHEN

36-litre OVEN

Optional on all vehicles.

EXTRACTOR HOOD

Optional on all vehicles.

BATHROOM

DUCKBOARD

To avoid getting water in your shower tray when only using the washbasin.

FOLDING TOWEL RACK

Very handy for drying towels but also rainwear.

STORAGE



SIDE SKIRT STORAGE DRAWER

Provides very useful copious extra storage space. Exclusive on low-profile models and also available on some A-Class models (except AL-KO chassis).



ELECTRIC HEIGHT-ADJUSTABLE STORAGE

Option available with island bed layouts.

GARAGE FITTINGS

SHOWER HEAD

Cold and hot water available in garage.

STORAGE BARS, LIGHTING AND 230 V OUTLET

Bars for attaching your equipment and 2 lights in the garage.

VARIOUS

5th DRIVING SEAT

Option available depending on the vehicle and remaining payload after fitting.

BEDSIDE ORGANISER:

Allows you to always keep your tablet, glasses and phone within reach. Standard feature on A-Class models (except G690D).



TOP SPECIFICATIONS AS STANDARD ALWAYS PILOTE

ÉVIDENCE EDITION

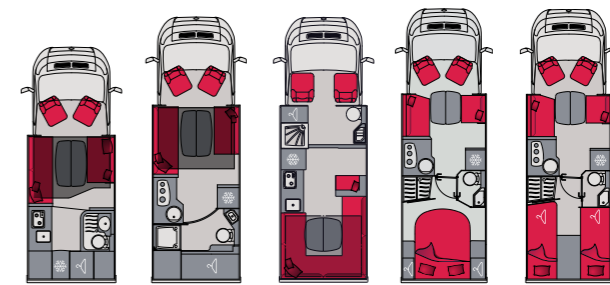
Évidence Edition models are fully-upgraded motorhomes primed and at the ready for you to head off on a trip. Whether you're travelling alone, as a couple, or with your family, find the ÉVIDENCE motorhome that's right for you. However you plan to get away from it all, you will enjoy the best equipment as standard and you can take off in comfort and with complete peace of mind



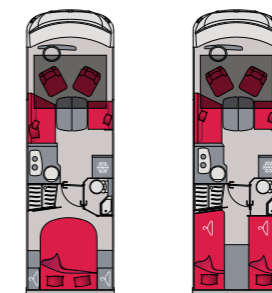
YOUR FULLY UPGRADED MOTORHOME

To bring you fully upgraded motorhomes that are comfortable and entirely optimised, Pilote has chosen the options most popular with our passionate motorhome owners. All you need to do is to take advantage of this offer!

LAYOUTS



	P626D	P696D	P696U	P740FC	P740FGJ
↔ Length	6.20 m	6.99 m	6.99 m	7.45 m	7.45 m
👤 Driving seats	4	4	4	4	4
🍴 Dining seats	6	6	6	5	5
🛏 Fixed berths	2	2	4	2	2
🛏 Optional berths*	2*	2*	-	1	1



	G740FC	G740FGJ
↔ Length	7.49 m	7.49 m
👤 Driving seats	4	4
🍴 Dining seats	5	5
🛏 Fixed berths	4	4
🛏 Optional berths*	1	1

* Additional lounge bed for 1 adult or 2 children.

CHASSIS - ENGINE

Automatic transmission for 140 hp engine
2.2-litre 140 hp EURO 6.3 Fiat on low-profile models
90-litre diesel tank
ABS, ASR, ESP, Traction+ with downhill speed limiter

EXTERIOR

External lighting.
Day running lights and fog lamps.
Awning
Side skirt storage drawer
16" aluminium rims
Frost-proof waste water tank

CAB FITTINGS

Electric, auto-defrost wing mirrors with wide angle and blind spot.
Driver and passenger air bags.
Cruise control and speed limiter.
Height-adjustable swivel cab seats
Cup holders, clip board and dual USB port.
Low tyre pressure sensor
Electric hand brake (except AL-KO chassis)

MULTIMEDIA

Xperience 2.0 digital control panel.
Satellite dish wiring
Adjustable TV bracket and power supply

POWER

Truma® Combi 4 or 6 hot water/heating, depending on model.
Truma Combi 6E heating.
Compartment for 2 x 13 kg gas bottles
Single pressure regulator - Truma® Crash Sensor
Booster for quick battery charge

LOUNGE AND KITCHEN

Panoramic skylight
Drawer and saucepan drawer unit
2-hob gas stove top
Refrigerator with automatic power management: 133 L or 153 L depending on model
230 V, 12 V and dual USB outlets
Skydome depending on model
Living area carpet
Optional extra berth in lounge
Oven

BATHROOM & TOILET

Frosted glass skylight with flyscreen in bathroom and shower
230 V power outlet

BEDROOM

Permanent bed with slat base and high density mattress
230 V and dual USB outlets
Twin bed extension depending on model

STYLE

Black laminate worktop and splashback
Country glossy white units
Plume imitation leather upholstery
Bali curtain sections

COMFORT PACK

Glazed living area door
2-point central locking
Flyscreen
Pleated cab blinds in low-profile models
Privacy blinds in A-Class models
Electric entry step on low-profile models
Cab carpet

AGM ENERGY PACK

100 W high-efficiency solar panel
100Ah AGM leisure battery

9" MEDIA PACK

9" Pioneer radio
GPS, DAB and AppleCar/Android Auto
Reversing camera
Cab and living area speakers

LUXURY INTERIOR PACK

Steering wheel controls
Dashboard with aluminium finish
Leather steering wheel and gear knob

OPTIONS AVAILABLE

- 3T650 chassis on low-profile models
- Low twin beds



A-Class models benefits

- 3T650 chassis
- Frost-proof waste water tank.
- Foldaway electric entry step.
- Aguti® swivel and height-adjustable cab seats.
- Colourful designer bathroom.
- Special rear panel and decals.
- Additional lighting.
- High-power stove top with 2 hobs.
- Bedside organiser
- Electric, auto-defrost coach-style wing mirrors

FIND OUT MORE YOURSELF!

Scan this QR code to see all the standard fittings included with **ÉVIDENCE** Edition models



PILOTE



LEGAL NOTICES:

S.A.S with equity of €20 376 600 - APE 2910 Z - RCS Nantes B872802780 - VAT FR52872802780
Route du Demi-Boeuf, 44310 LA LIMOZINIÈRE - FRANCE - Tel.: +33 (0)2 40 32 16 00 - www.pilote-motorhome.uk

Note: This brochure shows the information known at the time of printing. It does not constitute a binding document under any circumstances. Despite the care taken in preparing this document, printing errors may still occur. We reserve the right to modify fittings and improve products in the current year's models without prior notice. Some vehicles are shown with special or optional features which are listed in the corresponding price lists and available at an additional cost. Style items and decorations used to embellish the visual presentation of this catalogue are not included in the actual vehicle nor in the delivery service. The available payload is the difference between the Maximum Technically Permissible Laden Mass (MTPLM) and the Mass in Running Order (MRO). The latter includes the vehicle, its bodywork, furniture, standard fittings, 90% full fuel tank, full gas cylinder, driving capacity fresh water tank, empty waste water tanks, required fluids and a driver (75 kg). Ensure that the maximum weight permitted is never exceeded (total and per axle). Important: installed optional fittings and accessories are not included in the motorhome's MRO. Consequently, they will systematically reduce the available payload and potentially reduce the number of driving seats. Contact your dealer, who will be happy to provide you with an accurate definition of the models available in each country. Before submitting your order, please contact a dealer for information about the current product and collection status. Information about the vehicle's delivery, appearance, performance, dimensions and mass correspond to the information known at the time of printing. Those details and tolerances comply with European regulations (EU 1230/2012), however they are subject to change up until the time of vehicle purchase or delivery. Prices are valid for the 2024 Collection in Metropolitan France on 1 July 2023. They may change throughout the course of the year. All photos were taken in accordance with local regulations, whether on the road, in private areas or at campsites.